



MAYOR'S OFFICE OF
**RECOVERY
PROGRAMS**
BALTIMORE CITY



Brandon M. Scott
Mayor

CITY COUNCIL ANNUAL REPORT

June 2023

Table of Contents

Executive Memo.....	3
Prioritizing Equity.....	7
Community Engagement.....	18
Appendix	23
Grant Award Recipients.....	23

Executive Memo

To: The Honorable City Council President Nick J. Mosby; Baltimore City Council

From: Shamiah T. Kerney, Chief Recovery Officer

CC: Mayor Brandon M. Scott; Faith Leach, Chief Administrative Officer; Simone Johnson, Deputy Chief Administrative Officer

Date: June 30, 2023

Re: American Rescue Plan Funds – Performance Oversight Council Bill 21-0121 Annual Report

Background

This memorandum accompanies the City of Baltimore Mayor's Office of Recovery Program's submission of its annual report to the City Council on spending and performance related to American Rescue Plan Act (ARPA) funding. Specifically, Council Bill 21-0121 § 49-2(D) prescribes the elements of legislatively required reporting, which stipulates that annual reports include:

- I. An Assessment of Disbursement and Management of Funds;
- II. Disaggregated Data of Disbursement Recipients;
- III. Inequities Addressed by Funds;
- IV. Recommended Steps to Address and Resolve Identified Inequities; and,
- V. Updates Regarding Community Engagement

Disbursement and Management of Funds

At the end of May 2023, the Mayor's Office of Recovery Programs has committed \$641.2 million in ARPA funds to City agencies, quasi-governmental organizations, and nonprofits to advance priority initiatives for the benefit of Baltimore City residents. While some projects are still early in their planning, 100% of the City's total allocation has been committed. Through May 2023, about \$98.1 million dollars has been spent on ARPA-funded projects (See Table 1), accounting for about 15.3% of the current commitments and of the city's \$641M total ARPA allocation. The Recovery Office expects for the rate of spend to increase in FY24 as projects progress beyond the planning stages. However, the Recovery Office has started analysis of spend rates by commitment to determine if grant funds should be used for other purposes to ensure that all funds are obligated and expended by the statutory deadlines.

Table 1 lists ARPA commitments totaling \$641,170,126, with the budget set aside added as a commitment. Expenditures total \$98,106,810 through May 2023.

Table 1: ARPA Commitments by Organization and Description

Organization	Description	Total Commitment	Spend to Date
Baltimore City		\$77,381,716	\$0
	Pending Projects	\$77,381,716	\$0
Baltimore City - Various Agencies		\$13,189,760	\$10,649,308
	Position Restoration	\$2,745,000	\$204,548
	Vaccine Incentive	\$10,444,760	\$10,444,760
Baltimore City Dept of General Services		\$6,450,000	\$0
	Investing in BPD Fleet Resources	\$6,450,000	\$0
Baltimore City Dept of Housing and Community Development		\$73,654,595	\$634,570
	Blight Elimination & Prevention - Environmental Design	\$2,000,000	\$0
	Blight Elimination & Prevention - Healthy Homes	\$3,000,000	\$52,177

Organization	Description	Total Commitment	Spend to Date
	Blight Elimination & Prevention - Impact Investment Areas	\$15,142,499	\$60,755
	Blight Elimination & Prevention - Permitting System Upgrades	\$3,000,000	\$0
	Blight Elimination & Prevention - Upgrades for Seniors	\$7,000,000	\$0
	Blight Elimination & Prevention - Wealth Building	\$4,000,000	\$0
	Park Heights - Strategic Capital Investment	\$13,621,846	\$0
	Perkins-Somerset-Oldtown North Central Park - Strategic Capital Investment	\$2,475,250	\$0
	Resident Protection and Anti-Displacement - Baltimore SHINES	\$3,000,000	\$0
	Resident Protection and Anti-Displacement - Right to Counsel	\$1,000,000	\$0
	Tivoly - Strategic Capital Investment	\$7,415,000	\$0
	Uplands - Strategic Capital Investment	\$12,000,000	\$521,638
Baltimore City Dept of Planning		\$28,017,904	\$7,479,770
	Blight Elimination & Prevention - Middle Neighborhoods	\$1,000,000	\$0
	Blight Elimination & Prevention - Redevelopment Near Schools	\$1,287,904	\$0
	Clean Corps: Creating a Cleaner and Healthier Baltimore	\$14,660,000	\$5,464,429
	Food Insecurity	\$11,070,000	\$2,015,341
Baltimore City Health Department		\$80,000,000	\$10,666,352
	Communications	\$1,533,460	\$50,901
	Contact Tracing	\$18,905,107	\$5,729,239
	Food Insecurity	\$15,928,228	\$2,808,172
	Miscellaneous	\$596,795	\$0
	Operational Support	\$6,207,113	\$605,066
	PPE	\$9,975,461	\$518,249
	Testing	\$12,270,615	\$60,966
	Vaccination	\$13,288,487	\$655,759
	Vulnerable Communities	\$1,294,734	\$238,000
Baltimore City Information & Technology		\$30,600,000	\$1,566,232
	Broadband - Digital Equity Fund	\$3,275,000	\$0
	Broadband - Phase I	\$6,000,000	\$1,566,232
	Broadband - Phase II	\$21,325,000	\$0
Baltimore City Recreation and Parks		\$41,000,000	\$558,919
	Administration	\$2,923,093	\$201,398
	Renovation - Athletic Courts	\$2,197,684	\$0
	Renovation - Miscellaneous	\$4,223	\$0
	Renovation - Playgrounds	\$5,050,000	\$0
	Renovation - Pools	\$9,950,000	\$111,758
	Renovation - Recreation Centers	\$19,875,000	\$212,744
	Renovation - Trails	\$1,000,000	\$33,020
Baltimore Civic Fund		\$8,300,000	\$8,300,000
	Nonprofit Relief	\$8,300,000	\$8,300,000
Baltimore Development Corporation		\$11,700,000	\$11,700,000
	Small Business Relief	\$11,700,000	\$11,700,000
Baltimore Office of Promotion and the Arts		\$1,000,000	\$750,000
	Arts and Cultural Festival	\$500,000	\$250,000

Organization	Description	Total Commitment	Spend to Date
	Individual Artists Relief	\$500,000	\$500,000
Baltimore Public Markets Corporation		\$4,917,957	\$4,917,957
	Redevelopment of Lexington Market	\$4,917,957	\$4,917,957
CASH Campaign of Maryland		\$4,800,000	\$2,400,000
	Guaranteed Income Payments	\$4,800,000	\$2,400,000
Enoch Pratt Free Library		\$15,200,000	\$0
	Administration	\$387,500	\$0
	Building Park Heights Community Library	\$3,000,000	\$0
	Community Engagement	\$156,000	\$0
	Digital Navigation	\$845,000	\$0
	HVAC Repair in Enoch Pratt Free Library Facilities	\$7,800,000	\$0
	Indoor Public Computer Spaces	\$1,479,000	\$0
	Outdoor Connectivity Expansion	\$621,000	\$0
	Pratt Anywhere	\$911,500	\$0
Family League of Baltimore		\$2,000,000	\$2,000,000
	Relief Grants to Child Care Centers	\$2,000,000	\$2,000,000
Housing Authority of Baltimore City		\$24,944,309	\$0
	O'Donnell Heights - Strategic Capital Investment	\$2,900,000	\$0
	Perkins-Somerset-Oldtown Housing Transformation - Strategic Capital Investment	\$16,980,202	\$0
	Perkins II - Strategic Capital Investment	\$1,064,107	\$0
	Somerset II - Strategic Capital Investment	\$4,000,000	\$0
Live Baltimore		\$3,067,885	\$1,533,942
	Blight Elimination & Prevention - Buy Back the Block	\$3,067,885	\$1,533,942
Mayor's Office		\$2,100,000	\$139,427
	Create Digital Services Team	\$2,100,000	\$139,427
Mayor's Office of Employment Development		\$30,000,000	\$5,928,797
	Administration	\$4,653,282	\$847,254
	Hire Up	\$5,204,598	\$1,175,349
	Train Up	\$8,936,253	\$1,486,732
	Workforce Supports	\$2,905,650	\$1,736,089
	YouthWorks	\$8,300,217	\$683,373
Mayor's Office of Homeless Services		\$73,500,000	\$353,811
	Housing Accelerator Fund	\$17,115,000	\$0
	Housing Navigation and Landlord Engagement	\$6,120,000	\$207,649
	Rapid Resolution and Shelter Diversion Fund	\$2,345,000	\$15,400
	Shelter Acquisition	\$42,360,000	\$0
	Shelter Demobilization	\$5,560,000	\$130,762
Mayor's Office of Immigrant Affairs		\$4,060,000	\$1,493,106
	BNAAC	\$3,732,765	\$1,493,106
	Language Access	\$327,235	\$0
Mayor's Office of Neighborhood Safety and Engagement		\$45,000,000	\$4,293,401
	Administration	\$6,082,150	\$2,499,678
	Community Safety & Response	\$1,500,000	\$213,206
	Gun Violence	\$24,430,000	\$1,042,411
	Neighborhoods	\$1,475,000	\$0

Organization	Description	Total Commitment	Spend to Date
	Re-entry Services	\$6,340,000	\$86,040
	Victim Services	\$1,412,850	\$163,116
	Youth and Trauma	\$3,760,000	\$288,951
Mayor's Office of Performance and Innovation		\$1,140,000	\$133,858
	Create Performance Management System Team	\$1,140,000	\$133,858
Mayor's Office of Recovery Programs		\$12,600,000	\$5,395,284
	ARPA Administration	\$12,600,000	\$5,395,284
Nonprofit Investments		\$43,446,000	\$14,442,462
	Aequo Foundation	\$2,000,000	\$1,056,687
	Ahavas Chaim Inc	\$500,000	\$407,338
	American Communities Trust, Inc.	\$2,250,000	\$1,343,550
	Artspace	\$300,000	\$75,000
	B'More Clubhouse	\$500,000	\$218,750
	B360	\$1,250,000	\$369,764
	Baltimore Bikur Cholim	\$285,000	\$142,500
	Baltimore City Community College Foundation	\$750,000	\$187,500
	Baltimore Corps Inc.	\$371,000	\$185,500
	Baltimore Safe Haven	\$500,000	\$193,244
	Banner Neighborhoods	\$950,000	\$359,421
	Bethel Outreach	\$1,250,000	\$1,070,718
	Black Yield Institute	\$1,000,000	\$437,500
	Chesapeake Shakespeare Company	\$275,000	\$71,817
	City Dibs	\$500,000	\$125,000
	Downtown Partnership	\$1,600,000	\$700,000
	Druid Heights CDC	\$300,000	\$75,000
	Everyman Theatre	\$1,000,000	\$358,620
	FreeState Justice	\$470,000	\$188,000
	Greater Baltimore Urban League	\$1,000,000	\$350,697
	Green & Healthy Homes Initiative	\$2,500,000	\$643,807
	HeartSmiles	\$250,000	\$112,246
	International Rescue Committee	\$325,000	\$100,748
	Keys Empowers	\$1,000,000	\$415,000
	Leadenhall Baptist Church	\$200,000	\$0
	Ministers' Conference Empowerment Center CDC	\$1,200,000	\$300,000
	Neighborhood Housing Services	\$2,800,000	\$615,864
	No Boundaries Coalition	\$750,000	\$191,856
	North East Housing Initiative	\$300,000	\$116,620
	Omega Baltimore Foundation Inc.	\$260,000	\$130,250
	Parity Baltimore Incorporated	\$700,000	\$151,000
	Penn Ave Black Arts & Entertainment District	\$1,000,000	\$274,417
	Pro Bono Resource Center of Maryland	\$700,000	\$173,025
	Project PLASE	\$3,500,000	\$378,627
	ReBUILD	\$2,000,000	\$520,833
	Rebuilding Together Baltimore	\$575,000	\$144,893

Organization	Description	Total Commitment	Spend to Date
	Soccer Without Borders	\$450,000	\$145,236
	South Baltimore Community Land Trust	\$450,000	\$125,490
	Southeast CDC	\$2,500,000	\$531,170
	Southwest Partnership	\$500,000	\$141,667
	The B&O Railroad Museum	\$185,000	\$83,137
	The Pride Center of Maryland	\$500,000	\$208,333
	Urban Strategies, Inc. Baltimore	\$2,300,000	\$575,000
	Volo Kids Foundation	\$1,000,000	\$266,636
	Wide Angle Youth Media	\$450,000	\$180,000
University Partners		\$600,000	\$269,612
	Project Evaluation	\$600,000	\$269,612
Visit Baltimore		\$2,500,000	\$2,500,000
	Hotel Relief	\$2,500,000	\$2,500,000
Total		\$641,170,126	\$98,106,810

Notes: Commitment and expenditure data through May 2023. The City accounting department considers each month's accounting records closed by the 10th business day of the following month. For example, the accounting records for May 2022 are considered closed by June 14, 2022. Changes to account numbers, accruals, delayed data entry, or other accounting related transactions impact the accuracy of spending data month-to-month. At the end of the fiscal year, the City of Baltimore follows year-end closing procedures to finalize records of all financial activity. Expenditure data should not be considered final until that time.

The total commitment amount for BCIT is \$35 million. About \$4.4 million of this commitment was provided to Enoch Pratt Libraries for digital equity initiatives, which is also reflected in this table.

For additional information on pending projects please see the appendix.

Prioritizing Equity

The Scott Administration, including the Mayor's Office of Recovery Programs recognizes the opportunity to use one-time ARPA funding to advance equity in Baltimore City. All ARPA-funded projects have been designed to address historic inequities that have been exacerbated by the Covid-19 pandemic. Table 1 categorizes all announced ARPA projects by the inequities addressed through funded activities. Categories here correspond to those used in the [ARPA Dashboard](#) to communicate Commitments and Expenditures.

Table 2: Inequities Addressed by ARPA-funded Projects

Inequities Addressed	Total number of Organizations Involved	Number of City Agencies Involved	Total Number of Announced Projects	Number of Projects in Progress	Number of Completed Projects
Inequities in Local Business Landscape and Accessibility	7	0	9	9	3
Inequities in Accessing Government Services	8	8	11	4	0
Inequities in COVID vaccination and health information	2	2	2	2	0
Inequities in Healthcare Access	4	2	4	4	0
Inequities in Household Stability	8	3	8	6	0
Inequities in Housing Access and Stability	18	3	35	20	0

Inequities in community-based organizations	3	1	3	2	1
Inequities in Green Space and Recreation Access	9	2	9	7	0
Inequities in Work Opportunities	2	2	2	2	0
Inequities in Training and Education Opportunities	18	3	18	16	0
Inequities in Personal and Community Safety	2	1	2	2	0

Note: "In progress" is defined as a project with an executed agreement and project spending has begun. "Completed Projects" are those that have exhausted their project budget and completed their planned work.

While the Scott Administration and the Recovery Office have made great efforts to apply an equity lens to all ARPA-funded projects and initiatives, the information below includes select projects and initiatives.

Economic Recovery Fund

The Mayor's Office of Recovery Programs has awarded ARPA funding for significant investments into small businesses, hotels and lodging accommodations, nonprofit organizations, individual artists and childcare centers with a prioritization on minority and women-led organizations through the Economic Recovery Fund (ERF). To ensure that assistance is provided to the entities most in need, some criteria for grant awards included, but were not limited to:

- Operation in a qualified census tract¹ (preferred)
- Proof of an operating office in Baltimore City
- MBE/WBE/DBE/Veteran or other economically disadvantaged qualification from the City, State, or Federal Government
- Fewer than 20 full-time employees
- Employ 50% or more of Baltimore City residents as W2 employees

Based on an analysis of ERF grant recipients that reported demographic data, about 59% of businesses and nonprofit organizations are in a QCT.² In addition, about 80% of grant recipients are minority-led organizations and 73% of recipients are women-led organizations. Please note, one fiscal agent administering the ERF has not disbursed all funding, therefore, the disbursement data will continue to be updated.

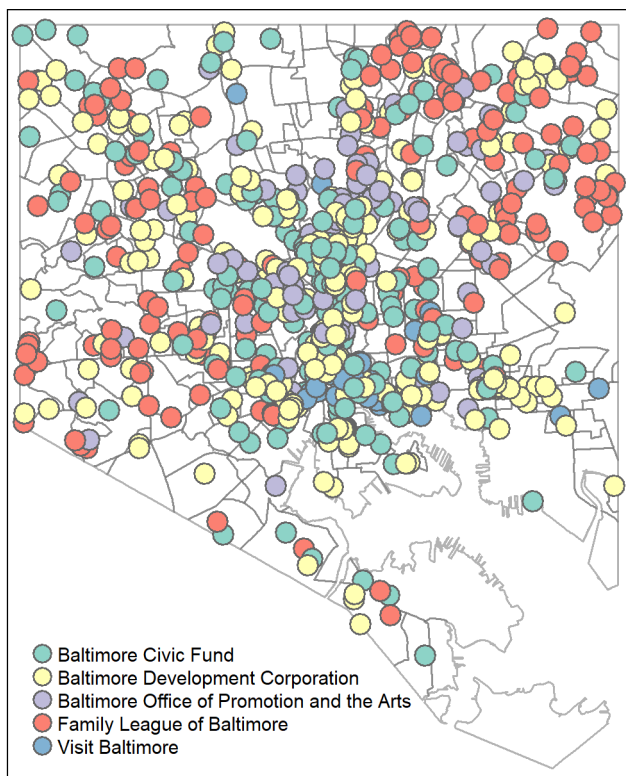
Table 3: Demographic Data of ERF Grant Recipients

Awardee	Located in QCT During Application	Located in Current QCT	Reported Demographic Information	Minority Led	Women Led	Minority and Women Led
Baltimore Civic Fund	60%	42%	98%	59%	73%	44%
Baltimore Development Corporation	60%	41%	100%	92%	77%	70%
Baltimore Office of Promotion and the Arts Recovery Assistance	63%	42%	100%	63%	48%	29%
Family League of Baltimore	53%	58%	73%	98%	89%	86%
Visit Baltimore	51%	16%	38%	57%	0%	0%
Overall	59%	44%	92%	80%	73%	53%

Note: Data through May 2023.

In addition, the Scott Administration is prioritizing underserved and disinvested communities. For example, the Recovery Office worked with the Economic Recovery Fund partners to ensure that funding recipients are providing programs and services in these communities (See Figure 1). Please note, some funded organizations used their headquarters address on applications for funding. Though the location where services are rendered may not be specifically depicted in the map, funding recipients provide services to a wide variety of neighborhoods across the City. An interactive map of funded organizations is also available to view on the [ARPA Reporting Center](#) website. Through May 2023, 977 grants, totaling \$17,472,369 have been awarded from the five Economic Recovery Fund partners to funding recipients.

Figure 1: Organizations Funded by the Economic Recovery Fund



Note: Data through May 2023.

Beyond the Economic Recovery Fund, there are several other ARPA-funded projects that are focused on addressing inequity and promoting more equal investment across Baltimore City. The following includes examples of agency projects and efforts to achieve more equitable outcomes.

Department of Parks and Recreation

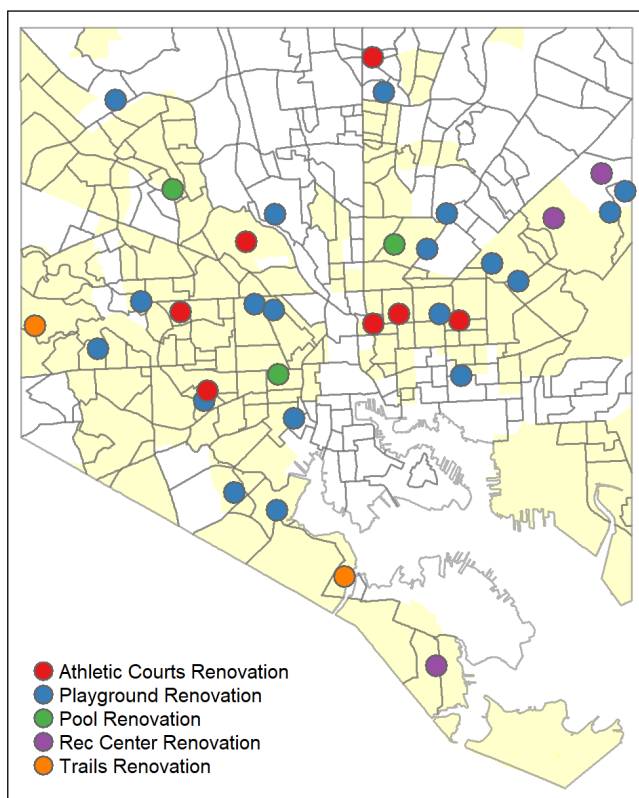
The Recovery Office provided funding to the Department of Parks and Recreation to modernize recreation facilities in Baltimore City. The COVID-19 public health emergency highlighted the essential value and need for easily accessible parks and recreational facilities, especially in minority communities that are already bearing the brunt of disinvestment and lack of resources. In addition to using a comprehensive facilities condition assessment that took place over the last three years for all BCRP's assets (see Figure 2).

BCRP employed an equity lens in its process of determining which facilities would be renovated or replaced. The assessment process aided in identifying the BCRP assets that require the most

immediate attention due to current condition and function. Using these criteria, 35 projects were selected to be funded by ARPA (see Figure 3). Race and income demographics were also considered so that the locations of these capital improvements align with the agency's ongoing efforts to equitably program and maintain recreational spaces. History of discrimination and disinvestment in parks and recreational facilities applies to other marginalized minority groups, such as low-income, immigrant and new American, physical and cognitive disability, and LGBTQ+ communities. Through modernization of facilities, outdoor spaces, and services provided, BCRP can further support good health for people of all abilities, ages, socio-economic backgrounds, and ethnicities. The 35 ARPA-funded projects aim to advance equitable investment in park and recreational facilities. This does not mean that every place receives the same investment or amenities, but rather, that all residents have access to similar resources throughout the city.

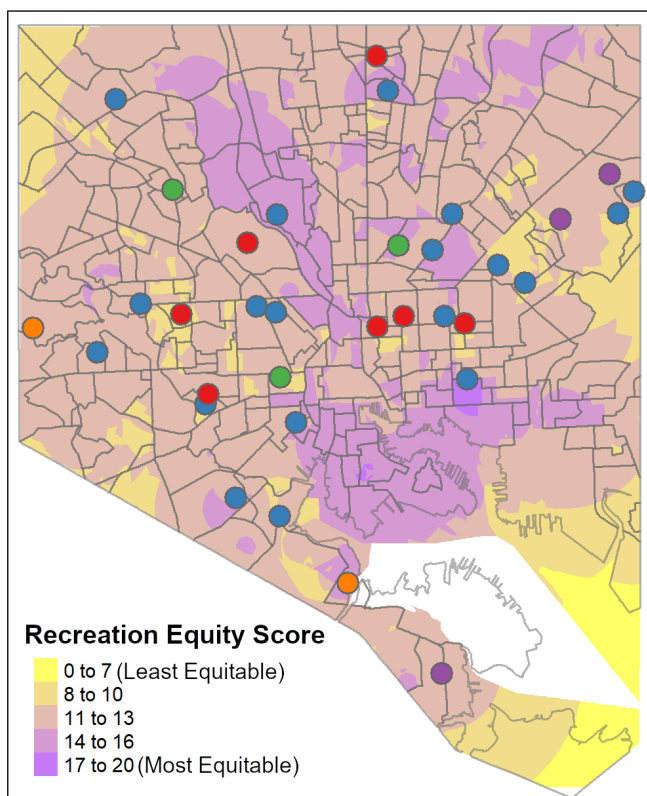
A map of the city depicts a 'Black Butterfly' and 'White L,' illustrating the distribution of the city's racial composition. The racial composition – overlaid with the city's park system, walkability map, heat island, vacancies and crime rates – highlights the correlation between these data sets. The most vacant, violent areas, and hottest temperatures are directly related to a lack of walkable, quality park space. The majority of BCRP's projects occur in "Black Butterfly" neighborhoods that have historically been structurally disadvantaged by policies and practices which still reflect historic underinvestment.

Figure 2: Locations of BCRP ARPA-funded Projects



Note: The yellow shading in the map illustrates Qualified Census Tracts (QCTs). QCTs are a designation used by the United States Treasury and the United States Department of Housing and Urban Development (HUD) to define underserved and disproportionately impacted communities. QCTS are census areas where at least half of households have lower income than most of the surrounding region. Treasury's Final Rule outlines that organizations can serve disproportionately impacted communities by targeting projects to QCTs.

Figure 3: Location of BCRP ARPA-funded Projects by Recreation Equity Score



Note: ARPA-funded recreation and park renovations are superimposed over recreation equity scores, a 0-20 point measure of local demographic and population metrics (including Race, age, income, physical and mental health, walkability) along with recreation-specific measures like distance and density of recreation centers and pools. More on this measure can be found in the [Baltimore City Land Preservation, Parks and Recreation Plan Report](#).

Department of Planning

Food Insecurity

The COVID-19 public health emergency disproportionately affected access to nutritious food for children and families and exposed the fragility and inequity of food security and the food supply chain. ARPA funding was provided to the Department of Planning to improve nutritional security with a focus on Black Indigenous and People of Color (BIPOC) communities that are disproportionately impacted by COVID-19 as a result of systemic health and social inequities. For example, a portion of the ARPA funding will support various programs for Baltimore City residents aimed at:

- building and improving the BIPOC local food production supply chain;
- expanding nutrition incentives at farmer's markets; and,
- continuing COVID-19 emergency produce box distribution; increasing online Supplemental Nutrition Assistance Program (SNAP) participation to address the inequitable access to home-delivered groceries.

Clean Corps

In August 2022, Mayor Brandon M. Scott announced the City's Clean Corps initiative to hire community members as part of the City's strategy to improve its capacity to clean and maintain

public spaces in historically disinvested neighborhoods throughout Baltimore City. Under this initiative, the Department of Planning is partnering with community and citywide organizations to clean 16 neighborhoods from a list of 33 selected neighborhoods. This initiative combines equity, workforce development, and empowering community-led efforts to accomplish several goals including:

- make Baltimore City cleaner by decreasing the amount of trash in neighborhoods;
- provide job opportunities for Baltimore City residents; and,
- provide tools to underinvested neighborhoods to address debris in alleys and streets and unmaintained public trash cans and vacant lots.

Using a lens of equity, the neighborhoods that are included in this initiative were selected using the following criteria:

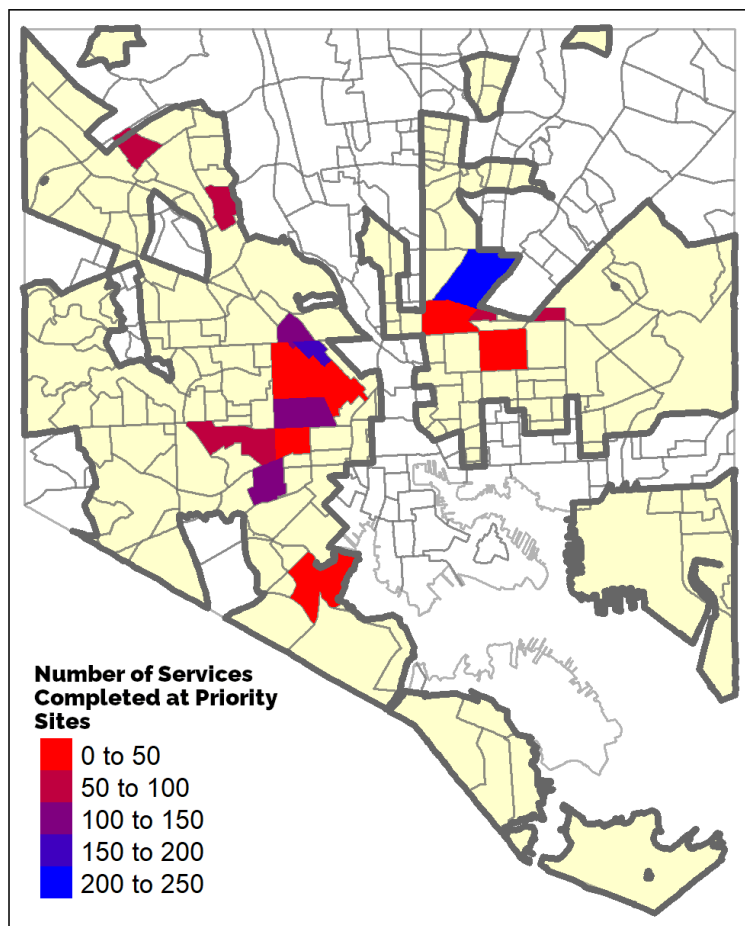
- high concentration of Boarding, Cleaning, Dirty Alley, or High Grass/Weeds; for high concentration of 311 service requests at the block level using the heat raster (high concentration meaning showing highest color for intensity);
- lowest quartile in median income;
- minority population at or above 80%;
- decrease in total housing units, increase in vacant housing units over 10 years
- neighborhood population decreased by 15% or more between the 2010 – 2020 census
- neighborhood has a high percentage of privately owned vacant lots relative to total parcels in the neighborhood

Based on these criteria, the following neighborhoods were selected:

- Broadway East
- East Baltimore Midway
- Coldstream Homestead Montebello
- Darley Park
- Four by Four
- Arlington
- Greenspring
- Druid Heights
- Harlem Park
- Penn North
- Sandtown-Winchester
- Upton
- Boyd Booth/Fayette Street Outreach
- Franklin Square
- Carrollton Ridge
- Westport

Through May 2023, a total of 83 hired workers have been trained in cleaning and safety techniques to address the 16 selected neighborhoods. The work conducted at priority sites within these neighborhoods is demonstrated in Figure 4 below.

Figure 4: Number of Services Completed at Priority Sites



Note: The yellow shading in the map illustrates Qualified Census Tracts (QCTs). All priority sites and focal neighborhoods are within QCRs as indicated in yellow.

Broadband and Digital Equity (BDE)

Digital equity ensures all residents have access to the tools, technology, and information needed to fully participate in our society and economy. To that end, the BCIT Office of Broadband and Digital Equity applies an equity lens making decisions on investing ARPA funds.

Broadband and Digital Equity GIS Mapping Tool

With support from the Baltimore Neighborhood Indicators Alliance, BCIT incorporated data points from the Maryland Digital Equity Score Index Mapping Tool into its internal GIS mapping to capture several key data indicators to plan the public wi-fi and recreation center deployment. The data points are illustrated through several mapping layers:

- Recreation center sites
- Senior center sites
- CCTV locations
- Existing fiber
- HABC public housing developments
- BCPSS Covid Mi-Fi distributions
- Baltimore City Main Streets
- MTA transportation routes (bus, light rail, subway)

- ACP subscribers by zip code
- Median household income
- Maryland Digital Equity Score Index

Through these data layers, BDE developed its deployment strategy for all its infrastructure and digital inclusion programs and projects including:

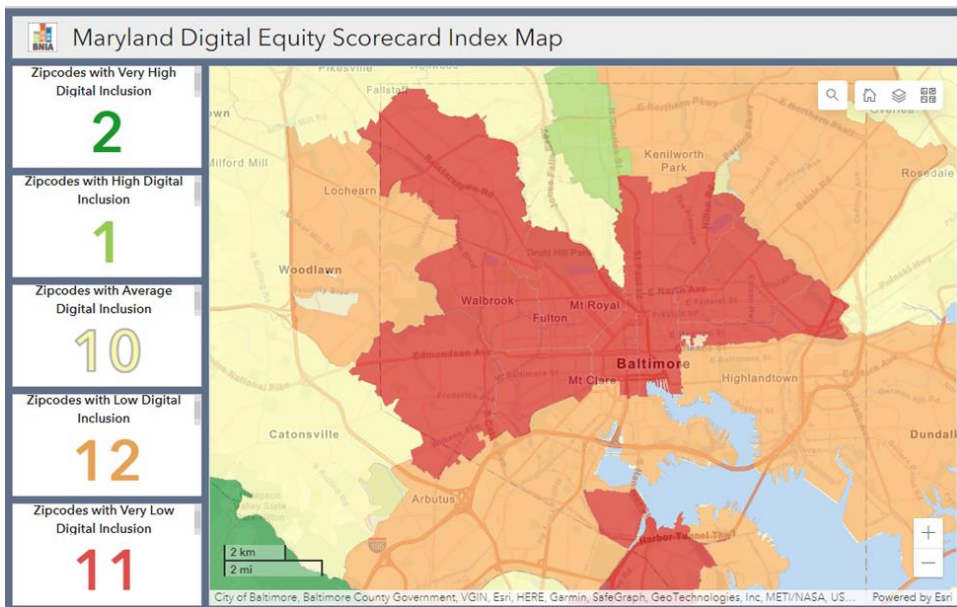
- Affordable Connectivity Campaign
- BCRP wi-fi (internal and external)
- Public wi-fi network
- The Digital Equity Fund

The Digital Equity Fund (DEF)

The Digital Equity Fund (DEF) aims to support local initiatives working to close the digital divide. In Baltimore, the data¹ demonstrates a clear disparate impact on marginalized communities. The DEF will only support programs that serve Baltimore's disinvested communities². During the grantee selection process, BDE will utilize the Maryland Digital Equity Score Index Mapping Tool³ to prioritize applications that plan to provide services to those very low digital inclusion zip codes⁴. The DEF will also prioritize funding for applications with demonstrated language access plans, to ensure English learners are able to access services funded through this program.

Closing the digital divide for our most vulnerable populations cannot be done in a vacuum. It requires partnerships with trusted, community anchor institutions, experienced in engaging communities. The DEF will provide priority points for applications that demonstrate strong partnerships with community organizations in the neighborhoods they aim to serve.

Figure 5: Maryland Digital Equity Index Map



¹ [Maryland Digital Equity Scorecard Index Map](#) - This map displays an index made up of three indicators pertaining to digital connectivity. It was created in an effort to develop a measure of digital equity in Maryland at the 5-digit zip code level. The three indicators are: 1) Whether a household has a wireline internet subscription at home; 2) Whether a household is reliant only on a cellular data plan for online connectivity at home; 3) Whether a household has either zero or just one computing device for internet access.

² [Digital Equity Fund](#) RFA requires services to be provided to at least one (1) of the following target population to be eligible for funding: 1) People with disabilities; 2) Older adults; 3) Immigrants and non-English speakers; 4) Individuals who are members of a racial or ethnic

minority group; 5) Returning citizens; 6) LGBTQIA+ Youth; 7) People experiencing homelessness; and 8) Families with children under five (5) years of age.

³ Same as ¹

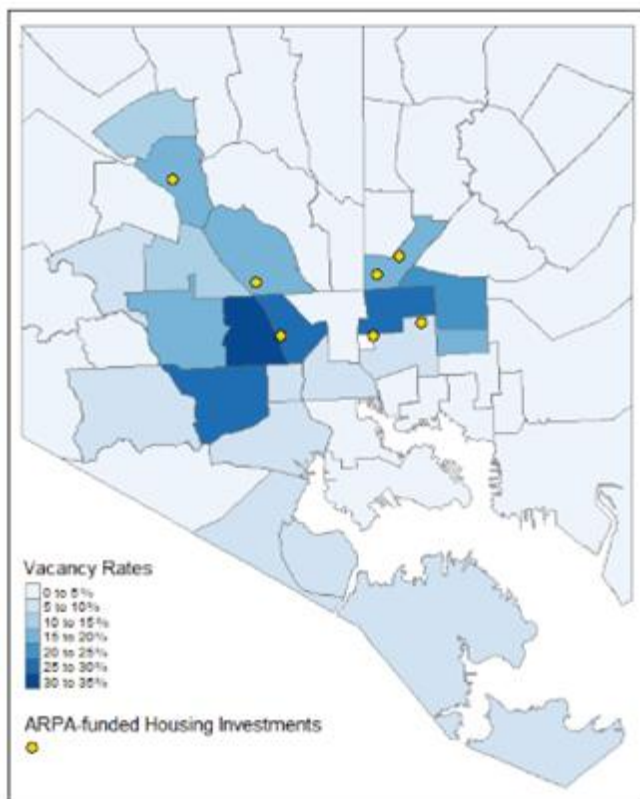
⁴Digital Equity Fund RFA provides priority points for applications proposing to serve one of the following target zip codes: 1) 21205; 2) 21213; 3) 21218; 4) 21217; 5) 21215; 6) 21216; 7) 21229; 8) 21223; 9) 21202; 10) 21201

Department of Housing and Community Development (DHCD)

Impact Investment Areas

In March 2022, Mayor Scott announced a historic \$100 million investment into housing initiatives, with DHCD serving as the lead agency. Baltimore City has identified seven Impact Investment Areas (IIAs) that have been historically disinvested and are poised for transformational change. The neighborhoods shown in the included map (Figure 3) were identified as places where investments could have the most impact by "building strength" to create stable thriving neighborhoods utilizing an asset-based approach to community development to maximize impact. Funding will provide for the acquisition (2,758) and stabilization (100) of vacant properties, provide development incentives (801), and support new and existing homeowners for a total of 4,491 properties in the identified impact investment areas.

Figure 6: Map of Impact Investment Areas



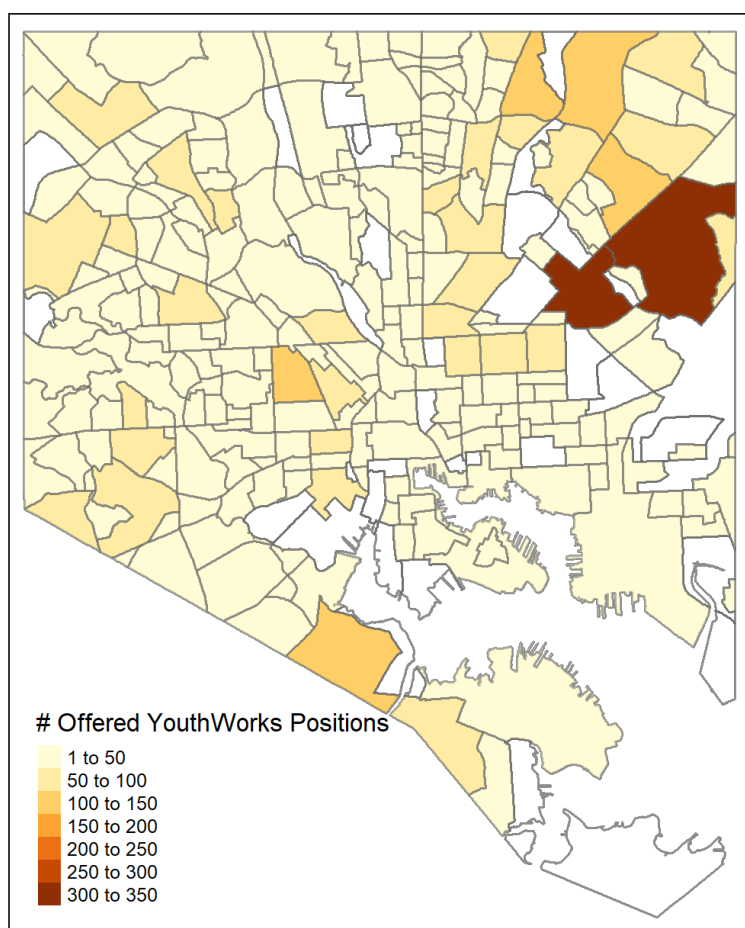
Note: Map illustrates the percentage of residential properties that have been classified as being vacant and abandoned and the points of strategic investment by Baltimore City.

The ARPA funding commitment to DHCD and other housing partners like the Housing Authority of Baltimore City will also be used to make significant progress on housing developments such as Tivoly, Uplands, Coldstream Homestead Montebello and Perkins Somerset Oldstown. All three of these developments are in Impact Investments Areas and are expected to produce over 3000 housing units.

Mayor's Office of Employment Development (MOED)

The \$30M investment with MOED will prioritize unemployed and underemployed residents, particularly our most disadvantaged jobseekers, including returning citizens, opportunity youth, and public assistance recipients. These programs will increase access to opportunity, promote local job growth, and support low-income households. These programs combined will improve chances of economic success for those who were disadvantaged before the public health emergency and subsequently disproportionately impacted since its onset. MOED has taken great strides to employ Baltimore City Youth through Its Youthworks Program—which provides summer jobs and valuable work experience for city residents ages 14 to 21. Through March 2023, MOED made offers to 6761 young Baltimore residents for Youthworks employment. Of those, 6097 identified as non-white and 6001 identified as Black, while 266 reported being of Hispanic Origin. Figure 7 shows the neighborhood of residence of youth that received offers.

Figure 7: Number of Youth Offered YouthWorks Position by Location

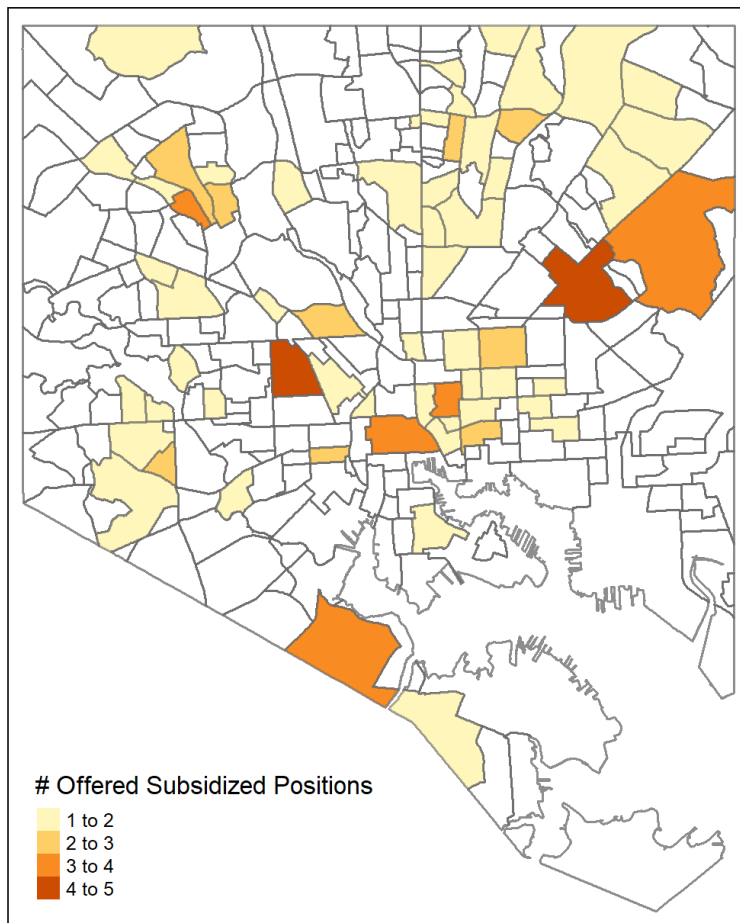


Note: Data through March 2023. Most recent data available as MOED reports programmatic data on a quarterly basis.

Hire Up is a transitional jobs program with City and quasi-government agencies. These \$15 per hour, 6- month positions will enable low-income residents to earn wages and support the economic recovery of their households while also delivering public services that will support a cleaner, safer, more welcoming city. Through March 2023, MOED's Hire up program hired 98 Baltimore residents into subsidized positions with City agencies or other organizations. Of those,

73 residents identified as non-white, with 72 identifying as Black—with one reporting as being of Hispanic Origin. Figure 8 shows the neighborhood of residence of hired residents.

Figure 8: Number of Hire Up Program Participants by Location



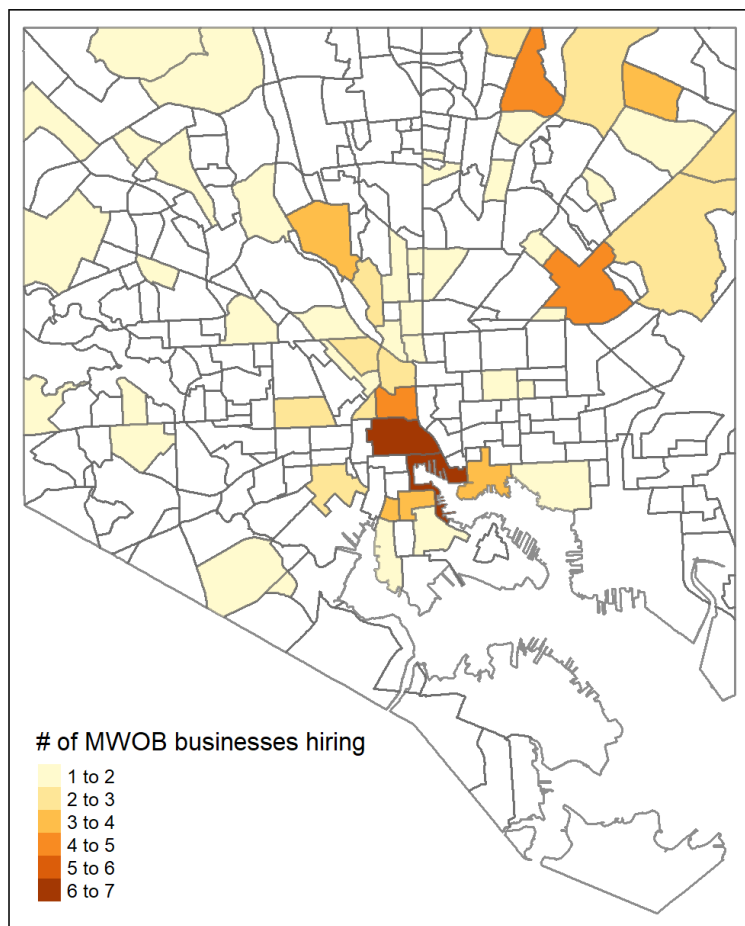
The Small and Minority and/or Women-owned Business (SMWB) Wage Subsidy supports Baltimore City business owners in hiring Baltimore City residents. Businesses may be reimbursed for wages of \$6,000 for up to 3 residents, totaling \$18,000.

A business is eligible for a wage subsidy if it meets all of the following criteria:

- Located in Baltimore City
- Negatively impacted by the pandemic
- Not a franchisee of a business with locations outside of Maryland (no national chains)
- A small business that has 100 or fewer employees
- 51% or more of the business share is minority and/or woman-owned; the business does not need to be certified

Through March 2023, MOED subsidized 97 small minority- or women-owned businesses for hiring through MOED's programming.

Figure 9: Number of Small Minority- or Women-owned Businesses Receiving Subsidy by Location



Finally, the Recovery Office is also coordinating with university partners to establish a set of indicators to demonstrate equity in approach and the impact of ARPA across Baltimore City. In addition, the Recovery Office is leveraging this information to connect ARPA investments to specific ZIP codes and neighborhoods to demonstrate the impact of ARPA funding in Baltimore City. The Recovery Office expects to release preliminary data in FY24.

Community Engagement

Baltimore City's funding commitments reflect a wide range of input from the community. The Recovery Office and partner organizations have used a variety of strategies to reach the community to allow for this input. These engagement strategies advance progress on creating equitable outcomes for residents through Baltimore's ARPA investment. Below are some agency examples of community engagement efforts:

Health Department

- Testing:
 - Engages with community partners to identify locations for testing sites within the community.
 - Evaluates disease epidemiology to determine the location of community testing sites.

- Solicits feedback through community groups (i.e., the Vaccine Task Force, the HIV Planning Group and Commission, community providers, and provider meetings).
- Canvassing to ensure communities are aware of testing availability.
- Rapid test kit distribution:
 - Makes tests available through several venues including via library locations.
 - Engaged in an RFP process to identify CBOs to assist with distribution of rapid test kits based on BCHD's established Value Communities initiative that was established in 2021 to ensure specific vulnerable populations are included in planning and implementing COVID response activities.
- Case Investigation/Contact Tracing (CI/CT):
 - Conducts community canvassing and outreach during periods of low case counts.
 - Engages in targeted vaccination education and outreach with the Values Communities.
 - Advertises the COVID Call center on their website and via multiple partner's websites.
- Food Assistance:
 - Advertises home delivered grocery box flyers throughout social media and with community partners.
 - Educates call centers on all food resources. Older adult residents who call 211 and Maryland Access Point (MAP) can be referred to any of these services.
 - Partner with Hispanic and Latinx community groups to connect Spanish speaking residents to these resources.

Mayor's Office of Broadband and Digital Equity (BDE)

- Delivers programs through community-based organizations
- Partnered with the Office of Statewide Broadband to co-host one of their regional broadband conference
- Coordinated with various stakeholder organizations to update the Digital Equity Framework
- BDE & HABC hosted an ACP enrollment event at Gilmore Homes in partnership with NPower and PCs for People

Mayor's Office of Employment Development

- Delivers programs through community-based organizations.
- Provides wage subsidies to small businesses throughout the city to residents who reside throughout the city.
- Funds Community Connectors to further extend neighborhood reach.
- Promotes programs widely on social media channels and gathers feedback through those channels.
- Discusses ARPA-funded projects at Baltimore Workforce Development Board meetings, which are open to the public.
- Shares program information at Practice Advisory, the citywide networking body for workforce programs and supportive services.

Mayor's Office of Neighborhood Safety and Engagement (MONSE)

- Utilizes community grant reviewers, who review applications and make funding recommendations.
- Offers trauma-informed care training for residents.
- Hosts a webinar to offer opportunities for questions and provide input on proposals for a trauma-informed care training provider.

- Conducts Neighborhood Listening Tours, in alignment with the ARPA violence prevention investment and the Mayor's Action Plan.
- Participates in community safety walks.

Planning Department-Food Insecurity (DOP)

- Provides emergency feeding operations in predominantly BIPOC neighborhoods with high rates of food insecurity and low vaccination rates.
- Operates produce box distribution sites.
- Conduct Trainings for online SNAP program

Baltimore Development Corporation (BDC)

- Held a summit to obtain input and feedback and program design from small businesses that received ARPA funding.
- Hosted Empower Baltimore cohorts 6 and 7
- Hosted virtual workshop series on goal setting, Quickbooks and website audits
- Made in Baltimore Home Run Accelerator
- The MIB Maker Market on Charles Street
- Make Space Accelerator
- BRED's Co-Op Jumpstart
- GBBCC events featuring Comcast RISE

Baltimore City Department of Recreation and Parks (BCRP)

- Held grant workshops to help prospective artists navigate the application process and improve access to funds for individuals who have not completed applications before.
- Hosted a conversation on equity with the Mayor's Chief Equity Officer.
- Established a working group of local artists to discuss grant guideline criteria and community needs which became the hardship criteria used to choose grantees.
- Advertised the grant opportunity through social media pages and newsletter.
- Developed and shared a set of FAQ infographics to help with eligibility criteria and application challenges.
- Sent digital promotion materials directly to City Council members to help increase the awareness of grant funding opportunities in every district.

Mayor's Office of Recovery Programs

- Created the [ARPA Reporting Center dashboard](#) to share details regarding proposals, funded projects, and project performance.
- Posts [funding announcements](#) for all large ARPA projects.
- Created a digital campaign called "[ARPA Impact Stories](#)," which provides information about on-the-ground impacts ARPA funding.
- Posts [reports](#) monthly to the Baltimore City Council on all expenditures and project status. These reports, along with all reports submitted to Treasury, are available to the public on the Recovery Office's website.
- All community engagement campaigns are further amplified through the Recovery Office's continued social media presence on [Instagram](#), [Twitter](#), and the newly developed [LinkedIn](#) page.

Mayor's Office of Immigrant Affairs (MIMA)

- Shares information with stakeholders such as Benjamin Franklin ESOL teachers,
- Present to the Fallstaff PTO,

- Attend community events such as Haitian Flag Day event, Moravia Park Community Day Fair, Dorothy Heights Judy Center Diaper giveaway, Fallstaff Mayor PopUp, the LPN Feria Latina, and Dia del Nino
- Host information sessions via social media
- Host a resource Fair with LIRS to promote BNAAC and supplement our services, table at Latino Fest, visit African owned businesses in Baltimore with the Esperanza/IOSC Benefit Navigator.

APPENDIX

June 2023

Appendix

Grant Award Recipients

The following tables include previously reported businesses and non-profit organizations that received ARPA grant awards from City agencies or fiscal agents providing grants through the Economic Recovery Fund.

Table 4: Visit Baltimore Grant Recipients

Organization	Industry	Amount Received
101 N Charles Hospitality LLC / DBA Candlewood Suites	Hotels	\$32,688
1840s Carrollton Inn	Hotels	\$4,166
511 South Central Avenue, LLC	Hotels	\$66,658
Admiral Fell Inn	Hotels	\$25,638
Baltimore Plaza Hotel	Hotels	\$30,765
Best Western Travel Plaza	Hotels	\$56,082
Comfort Inn and Suites	Hotels	\$31,086
Delta Baltimore North	Hotels	\$47,109
Delta Hotels by Marriott Baltimore Inner Harbor	Hotels	\$48,070
Four Seasons Hotel Baltimore	Hotels	\$82,040
Hampton Inn Baltimore	Hotels	\$40,379
Hampton Inn Bayview	Hotels	\$36,854
Hilton Baltimore Inner Harbor	Hotels	\$242,595
Hilton Garden Inn and Homewood Suites Baltimore Inner Harbor	Hotels	\$111,523
Hit TRS Baltimore, LLC DBA Courtyard Baltimore Inner Harbor Hotel	Hotels	\$65,696
Holiday Inn Express Baltimore Downtown	Hotels	\$22,433
IHM Subtenant LLC DBA Sheraton Inner Harbor Hotel	Hotels	\$108,319
Inn at The Colonnade	Hotels	\$40,059
Inner Harbor East Hotel li Operator LLC - Baltimore Marriott Waterfront Hotel	Hotels	\$241,634
Mcsam Hotel Baltimore Harbor LLC DBA Radisson Hotel Downtown - Inner Harbor	Hotels	\$103,832
Mhf Baltimore Dt Operating V LLC	Hotels	\$44,866
Mj Harbor Hotel, LLC	Hotels	\$21,151
Mj Henderson's Wharf, LLC	Hotels	\$12,178
Mt Vernon Mansion LLC / The Ivy Hotel	Hotels	\$5,448
Mvh Baltimore Hotel LLC	Hotels	\$51,916
Pro Hospitality Baltimore, LLC DBA Revival At Mount Vernon Place	Hotels	\$34,290
Rachael's Dowry Bed and Breakfast	Hotels	\$1,923
Renaissance Baltimore Harborplace	Hotels	\$199,332
Residence Inn Baltimore at Johns Hopkins Campus	Hotels	\$62,171
RMV Hospitality LLC DBA La Quinta Inn & Suites	Hotels	\$13,460
Sc Baltimore Hotel, LLC DBA Baltimore Marriott Inner Harbor at Camden Yards	Hotels	\$167,926
SCMD Tower 2 LLC DBA The Holiday Inn Baltimore	Hotels	\$116,010
Sleep Inn & Suites	Hotels	\$19,869
Spring Hill Suites Baltimore	Hotels	\$31,726
Staybridge Suites - Inner Harbor	Hotels	\$32,367
Summit Hotel TRS 136, LLC (DBA Hampton Inn & Suites Baltimore Inner Harbor)	Hotels	\$37,174
Summit Hotel TRS 137, LLC (DBA Residence Inn Baltimore Inner Harbor)	Hotels	\$60,569
Total (37 Organizations)		\$2,350,002

Note: All funds previously disbursed.

Table 5: Family League Grant Recipients

Organization	Industry	Amount Received
ABC Child Development Center II, LLC	Child Care	\$15,000
Adrienne's Little Tots Family Daycare	Child Care	\$10,000
Agape Amour Child Care Center	Child Care	\$10,000
Alexander Family Daycare	Child Care	\$10,000
Alice Blessing Childcare	Child Care	\$10,000
All My Children Childcare Center	Child Care	\$10,000
Amya's Angels Learning	Child Care	\$10,000
Andrea's Little Kiddie Childcare	Child Care	\$10,000
Angels Angels Family Daycare	Child Care	\$10,000
Ashley Selby	Child Care	\$10,000
Aunt Elaine's Little People	Child Care	\$10,000
Aunt Lynn's Childcare	Child Care	\$9,500
Autumn Booth	Child Care	\$10,000
Baby Graduates Day Care	Child Care	\$10,000
Bentley's Tots & Scholars Family Daycare	Child Care	\$10,000
Blessed Hands Childcare LLC	Child Care	\$10,000
Blessing Family Daycare	Child Care	\$10,000
Bright Beginnings Daycare	Child Care	\$10,000
Bright Beginnings Learning Center LLC	Child Care	\$10,000
Brilliant Braxtons Daycare	Child Care	\$10,000
Busy Bells Day Care	Child Care	\$10,000
Callieb Daycare Center	Child Care	\$10,000
Candi Cares, LLC	Child Care	\$10,000
Candy's Learning/Playhouse Christian Day Care LLC	Child Care	\$10,000
Cannon's Small Steps Family Childcare	Child Care	\$10,000
Carol's Kingdom Kids	Child Care	\$10,000
Chanel Herriott	Child Care	\$10,000
Chantes Heart to Heart Family Daycare	Child Care	\$10,000
Children Are Blessing from Above Child Care Center	Child Care	\$10,000
Children of Victory Learning Center Inc	Child Care	\$10,000
Choo Choo Train Childcare Center	Child Care	\$20,000
Chosen Generation Family Childcare	Child Care	\$10,000
Cindy's Learning Center	Child Care	\$10,000
Come In & Let the Kids Shine in Daycare	Child Care	\$10,000
Comfy Care Child Care	Child Care	\$10,000
Curious Cubs Daycare	Child Care	\$9,990
Curious George Learning Center	Child Care	\$10,000
Cutisa Patterson	Child Care	\$10,000
D & K Daycare	Child Care	\$10,000
Deborah Daycare	Child Care	\$10,000
Denise Brewer	Child Care	\$10,000
Denys Moses	Child Care	\$10,000
Donna Sutton	Child Care	\$10,000
E's To Bee's Day Care	Child Care	\$10,000
Everyday Sunshine	Child Care	\$10,000
Fannie's Daycare	Child Care	\$10,000
Fine Point Stay N Play LLC	Child Care	\$10,000
Fruits of The Spirit Christian Childcare Center	Child Care	\$10,000
Gan Rina Daycare LLC	Child Care	\$10,000
Gardner's Child Care	Child Care	\$10,000
Gifted Hands Brilliant Minds LLC	Child Care	\$10,000
Gingerbread Kidz Daycare	Child Care	\$10,000
Gloria Brown	Child Care	\$10,000
God's Little Cherubs Early Learning Center, LLC	Child Care	\$9,500
Goody Gumdrop	Child Care	\$10,000

Organization	Industry	Amount Received
Grins and Giggles Family Daycare	Child Care	\$10,000
Gwendolyn Day Care	Child Care	\$10,000
Happy Feet Enrichment Childcare	Child Care	\$10,000
Happy Sprouts Family Child Care	Child Care	\$10,000
Harvest Childcare	Child Care	\$10,000
Hearts of God Family Daycare Center	Child Care	\$10,000
Heaven and Friends Daycare	Child Care	\$10,000
Heaven Sent	Child Care	\$10,000
Heavenly Angels Early Learning Center LLC	Child Care	\$10,000
Houston Angels Daycare	Child Care	\$10,000
I Believe in You Daycare	Child Care	\$10,000
Impressive Family Childcare	Child Care	\$10,000
Jack N Beans Family Childcare	Child Care	\$10,000
Jakeya Sullivan	Child Care	\$10,000
Jennifer Moore Licensed Daycare	Child Care	\$10,000
Junior Millenium Dcc	Child Care	\$9,500
Just Like Home Child Care	Child Care	\$9,500
Just Like Home Daycare	Child Care	\$9,500
Kaeel's Little Helpers LLC	Child Care	\$10,000
Karen's Kidz	Child Care	\$10,000
Kb's Child Care Center	Child Care	\$10,000
Kerry's Creative Kids Family Daycare	Child Care	\$10,000
Kiddie Klubhouse Family Daycare	Child Care	\$10,000
Kiddie Korral Learning Center Inc.	Child Care	\$10,000
Kiddy Kare Child Care	Child Care	\$10,000
Kids & Play Child Care	Child Care	\$10,000
Kids Edu Caring Place LLC	Child Care	\$10,000
Kids R Kids Daycare	Child Care	\$10,000
Kidzstuff Child Care Center	Child Care	\$25,000
Kim's Community Care	Child Care	\$10,000
Kim Kiddle Korner Childcare	Child Care	\$10,000
Kindred Learning Center	Child Care	\$8,500
Kreative Mindz Family Daycare	Child Care	\$10,000
Kurious Kids	Child Care	\$10,000
Labourers for Jesus Excellent Early Learning Childcare	Child Care	\$10,000
Ladawn Jones	Child Care	\$10,000
Laura's Little Angels	Child Care	\$10,000
Leslie's Leaping Learners Child Care	Child Care	\$10,000
Liltots Childcare	Child Care	\$10,000
Lin's Kids Child Care LLC	Child Care	\$10,000
Linda Stewart	Child Care	\$10,000
Lisa's Little Angels Daycare	Child Care	\$10,000
Little Angel Daycare	Child Care	\$10,000
Little Angels Learning Palace Daycare	Child Care	\$10,000
Little Bears Den Learning Center	Child Care	\$9,500
Little Blessing	Child Care	\$10,000
Little Blessing Family Childcare	Child Care	\$10,000
Little Champs Daycare	Child Care	\$9,500
Little Ducks Daycare	Child Care	\$9,500
Little Fingers and Little Toes Family Daycare	Child Care	\$10,000
Little Jewels Day Care	Child Care	\$10,000
Little Minds Learning	Child Care	\$10,000
Little Youngsters Childcare	Child Care	\$9,500
Lola's Angel's Daycare	Child Care	\$10,000
Love & Learn	Child Care	\$10,000
Loving Hands Family Daycare	Child Care	\$10,000
Markita Bose-Slide	Child Care	\$10,000

Organization	Industry	Amount Received
Mema's Early Learning Center	Child Care	\$10,000
Merky's Daycare Home	Child Care	\$10,000
Mi Amor Daycare	Child Care	\$10,000
Milk and Honey Childcare Services LLC	Child Care	\$15,000
Miss Robin's Daycare	Child Care	\$10,000
Mom Mom's House	Child Care	\$9,725
Montgomery Land of Care	Child Care	\$10,000
Ms. Debbie's Tiny Toes Daycare	Child Care	\$10,000
Ms. Gloria's Loving Family Day	Child Care	\$10,000
Nee-Nee's Daycare	Child Care	\$10,000
No More Tears Daycare	Child Care	\$10,000
Old Mother Hubbard's Learning Cubbard Daycare Center	Child Care	\$25,000
Palmer's Blessed Family Child Care	Child Care	\$10,000
Patricias Daycare	Child Care	\$10,000
Positive Image of Love	Child Care	\$10,000
Positive Youth Expressions	Child Care	\$20,000
Precious Heart Child Care	Child Care	\$10,000
Precious Life	Child Care	\$10,000
Precious Moments Family Daycare	Child Care	\$10,000
Progressive Education Center, Inc.	Child Care	\$10,000
Rene's Giggles and Wiggles	Child Care	\$10,000
Renee Tiny Tots Family Daycare	Child Care	\$10,000
Rigsby's Daycare Services	Child Care	\$10,000
Rising Stars Family Daycare	Child Care	\$10,000
Robin A Dickson/ Robin's Nest Daycare Too	Child Care	\$10,000
Robin Hursey White	Child Care	\$10,000
Robyn Bailey	Child Care	\$10,000
Rochelle Meadows	Child Care	\$10,000
Rose's Little Angels	Child Care	\$10,000
Sabrina Hopkins	Child Care	\$10,000
See-N-Try Chant-N-Tell Daycare	Child Care	\$10,000
Seeds to Trees Family Child Care LLC	Child Care	\$10,000
Senora Merritt	Child Care	\$10,000
Shamrock Daycare	Child Care	\$10,000
Shans Christian Childcare	Child Care	\$10,000
Shante Dozier	Child Care	\$10,000
Shining Star Childcare Center LLC	Child Care	\$10,000
Short Stop Family Daycare	Child Care	\$10,000
Smiling Faces Daycare	Child Care	\$10,000
Sonja Tuck	Child Care	\$10,000
Splash Kids Daycare	Child Care	\$10,000
Step By Step Family Daycare	Child Care	\$10,000
Stephanie Brady	Child Care	\$10,000
Sticky Finders Messy Faces LLC	Child Care	\$10,000
Sukeena Price	Child Care	\$10,000
Sylina Angels Daycare	Child Care	\$9,500
Tammy's Loving Touch Child Care	Child Care	\$9,500
Tc Angels Daycare	Child Care	\$10,000
Tee Learning Childcare	Child Care	\$10,000
Tender Little Smiles Daycare	Child Care	\$10,000
The King's Kids Family Daycare	Child Care	\$10,000
The Play and Learn Factory	Child Care	\$9,000
Thomas Learning Place	Child Care	\$10,000
Tiffany Davis	Child Care	\$10,000
Tina's Tots Childcare	Child Care	\$10,000
Tinker Tots Childcare	Child Care	\$10,000
Tiny Hearts Tiny Minds Childcare	Child Care	\$9,000

Organization	Industry	Amount Received
Tonya Lawrence	Child Care	\$10,000
Torresha Cooper	Child Care	\$9,785
Toshiko Riggins	Child Care	\$10,000
Toussant Mckenzie	Child Care	\$10,000
Towing Kids Daycare	Child Care	\$10,000
Tracey Davis	Child Care	\$10,000
Ty's Tiny Tots T3 Daycare, LLC	Child Care	\$10,000
Tyesha Rideout	Child Care	\$10,000
Universal Child Day Care Center	Child Care	\$20,000
Vanessa's Daycare	Child Care	\$9,500
Vernetta's Home Day Care	Child Care	\$10,000
Wanda Boyfriend Girlfriend Family Childcare	Child Care	\$10,000
Zoned for Kidz Childcare LLC	Child Care	\$10,000
Total (182 Organizations)		\$1,880,000

Note: All funds previously disbursed.

Table 6: Baltimore Development Corporation Award Recipients

Organization	Industry	Amount Received
5 Star Cars, Llp	Retail Goods Establishment	\$15,000
Abhijeet LLC	Carry-Out Food Shop	\$8,250
At My Fingertips Massage And Wellness	Personal Services	\$5,000
B. Marie Accessories, LLC	Retail Goods Establishment	\$2,500
Be The Revolution LLC	Other: Community Services	\$12,500
Bella Beauty Studio LLC	Personal Services	\$5,000
Bienmary LLC	Personal Services	\$10,000
Bmore Natural LLC.	Manufacturer	\$5,000
Bridging Gaps Through Positive Solutions	Health Care Clinic	\$25,000
Camper & Associates, Inc.	Professional Services	\$3,000
Chauncey's LLC	Personal Services	\$5,000
Cilantro LLC DBA Pitamore	Restaurant / Tavern / Lounge	\$25,000
Cityweeds LLC	Manufacturer	\$5,000
Currency Studio LLC	Retail Goods Establishment	\$5,000
Current, LLC	Art Gallery	\$12,500
Deborah Johnson LLC	Professional Services	\$10,000
El Merengue LLC	Restaurant / Tavern / Lounge	\$12,500
Elbows LLC	Carry-Out Food Shop	\$5,000
Epic Art Universe, LLC	Creative Services	\$4,140
Full Circle Fine Art Services, Inc	Manufacturer	\$11,378
Get Better Do Better LLC	Health And Fitness Center	\$5,822
Getlayced	Personal Services	\$5,000
Hello Bonita LLC	Personal Services	\$8,000
Helping Hands Touching Hearts LLC	Personal Services	\$5,000
Hot Yoga Mt Vernon LLC	Health And Fitness Center	\$12,500
Huffstead Management	Other: Real Estate Property Management And Renovation	\$3,500
I Henry Phillips Photo	Creative Services	\$5,000
Idhini Inc.	Professional Services	\$5,000
Jacques-Pierre Malan	Entertainment Or Performance Venue	\$2,500
Little Picasso Events LLC	Creative Services	\$5,000
Local Color Flowers LLC	Retail Goods Establishment	\$4,692
Lom Towing LLC	Other: Hauling And Towing	\$8,574
Move And Still LLC	Health And Fitness Center	\$5,000
My Desserts Diva LLC	Carry-Out Food Shop	\$5,000

Organization	Industry	Amount Received
Odessa's Home Cooking, LLC	Carry-Out Food Shop	\$2,500
Perfect Gentlemen li, LLC	Personal Services	\$5,000
Show's Home Inspections, LLC	Professional Services	\$2,500
Slay Naturals LLC	Retail Goods Establishment	\$5,000
Snug Books, LLC	Retail Goods Establishment	\$12,500
Suspended Brewing Company, LLC	Restaurant / Tavern / Lounge	\$12,500
The Confetti Cake Bar LLC	Retail Goods Establishment	\$2,500
The Encounter, LLC	Other: Trade School	\$2,126
Tiesha D Baines Taste Of Ty's Kitchen	Carry-Out Food Shop	\$5,000
Tightfisted Fashion	Retail Goods Establishment	\$5,000
Treats For Eats LLC	Manufacturer	\$5,000
Triny Delish Inc	Carry-Out Food Shop	\$3,000
Urban Reads Book Store	Retail Goods Establishment	\$5,000
Waist Beads By Reign, LLC.	Retail Goods Establishment	\$3,500
Wight Tea Company, LLC	Manufacturer	\$7,500
Yele LLC	Creative Services	\$5,000
Za Gualay LLC	Professional Services	\$5,000
27 Gems, LLC.	Other	\$9,943*
5starr Enterprise, LLC.	Professional Services	\$5,000
88 Events LLC	Creative Services	\$4,000
A & R Trenching, LLC	Landscaping	\$5,000
A Bunch Of Memories LLC	Personal Services	\$5,000
A Little Faith Accounting & Tax Services, LLC.	Professional Services	\$10,000*
A&C Pack And Ship LLC	Professional Services	\$19,503*
Accessmatized	Other	\$10,000*
Adorn Vintage Furniture & Designs	Retail	\$8,500*
Afro American Company Of Baltimore City	Other	\$25,000
Afrothreads, LLC.	Manufacturing	\$5,000
Ahead Of The Game At Pimlico, LLC. DBA Park Heights Barbershop	Other	\$4,550
Ahns Food Co. Inc. DBA Pocopico	Food And Beverage Service Providers And Non-Hotel Hospitality	\$9,430*
Aidar Health, Inc.	Other	\$50,000*
Ajhome Services, LLC.	Other	\$17,000*
Alexander Jewelry LLC	Retail Goods Establishment	\$1,115
All Things Mirrored	Retail	\$10,000*
Amsa Creative Marketing LLC	Creative Services	\$12,500
Anand Raj, LLC. DBA New Eastern Mart Cafe & Deli	Retail	\$25,000*
Andre Bean Brand Architecture	Professional Services	\$25,000*
Angel Core Home Of Care, LLC.	Healthcare (Or Health)	\$8,541
Ankarax, LLC	Manufacturer	\$4,985
Appalachian Field Services	Other	\$30,000*
Arch Consultants LLC	Professional Services	\$10,000*
Art In Praxis, LLC.	Arts And Culture, (And Humanities)	\$12,500
Auttrianna Projects, LLC. DBA Mare Projects	Arts And Culture, (And Humanities)	\$9,873*
B'more Made With Pride LLC	Manufacturing	\$25,000*
B Revel LLC	Professional Services	\$5,000
Baker, Delshan Tyette DBA Endeavor Tbd	Other	\$4,961
Baltimore Beauty Bubble, LLC.	Other	\$10,000*
Baltimore Bicycle Cooperative	Retail	\$49,941*
Baltimore Washington Contracting	Professional Services	\$10,000*
Bass Construction, LLC.	Other	\$3,375
Bawsecode	Creative Services	\$5,000
Beauty By Icon LLC	Personal Services	\$12,500
Bergers Bakery And Buttercup Factory	Carry-Out Food Shop	\$25,000
Berlin Bookstore, LLC. DBA The Ivy Bookshop	Retail	\$16,891

Organization	Industry	Amount Received
Berthas Soul Food Bar And Grille	Food And Beverage Service Providers And Non-Hotel Hospitality	\$40,000*
Best Care Assisted Living, Ltd.	Other	\$10,000*
Bhagyaprabhat, Inc. DBA Himalayan House Invoice	Food And Beverage Service Providers And Non-Hotel Hospitality	\$50,000*
Black Acres Roastery LLC	Manufacturer	\$12,500
Blue Shield Assisted Living	Other	\$10,000*
Blush Beauty Bar , Inc	Personal Services	\$12,500
Bmore Inc.	Restaurant / Tavern / Lounge	\$12,500
Bmoreart, LLC.	Arts And Culture, (And Humanities)	\$43,000*
Bold Flava Clothing, LLC	Retail Goods Establishment	\$12,500
Bottoms Up Bagels, LLC.	Manufacturing	\$50,000*
Bouquette Beauty LLC	Manufacturer	\$5,000
Bowling St. Paul, LLC.	Other	\$8,500
Braids & Beauty Supply	Other	\$10,000*
Bramble Bakes	Food And Beverage Service Providers And Non-Hotel Hospitality	\$39,203*
Brazil Gourmet Marketplace, LLC	Food And Beverage Service Providers And Non-Hotel Hospitality	\$48,779*
Brickrose Exchange	Entertainment Or Performance Venue	\$10,000*
Bull's Eye Soul Food DBA Of Park, Jeong Soon	Food And Beverage Service Providers And Non-Hotel Hospitality	\$25,000*
C. Marie Services, LLC	Professional Services	\$3,230
Call & Response Limited Liability Company	Creative Services	\$19,250
Cameron Manor, LLC.	Other: Assisted Living	\$2,500
Cane Collective LLC	Manufacturer	\$12,500
Cardinal Chiropractic, P.c.	Health Care Clinic	\$2,500
Castillo And Villegas Boutique And Day Spa, LLC.	Other	\$8,382*
Cdm Financial Solutions, LLC.	Professional Services	\$3,366*
Celestial Catering Inc	Food And Beverage Service Providers And Non-Hotel Hospitality	\$49,795*
Central Service & Repair	Trade Contractors	\$10,000
Charm City Chocolates LLC	Manufacturer	\$12,500
Charo General Merchandise, LLC.	Retail	\$10,000*
Charro Negro, LLC.	Food And Beverage Service Providers And Non-Hotel Hospitality	\$50,000*
Cherry's Beauty Supply Store	Retail Goods Establishment	\$5,000
Chirron Rax	Other	\$10,000*
Chun Byung Wook DBA Friendly Fried Chicken	Food And Beverage Service Providers And Non-Hotel Hospitality	\$5,000
Cindy J Cosmetics Labs, LLC.	Manufacturing	\$12,500
City's Finest Inc. DBA City's Finest Barbershop	Other	\$3,063
Clea Event Productions	Professional Services	\$10,000*
Corradetti Glassblowing Studio & Gallery	Art Gallery	\$5,000
Creative Development Studios, LLC.	Arts And Culture, (And Humanities)	\$21,144*
Crust By Mack, LLC.	Food And Beverage Service Providers And Non-Hotel Hospitality	\$50,000*
Culinary Architecture Partners	Retail Goods Establishment	\$12,500
Cupsey Cakesy Dee	Food And Beverage Service Providers And Non-Hotel Hospitality	\$4,180

Organization	Industry	Amount Received
Cutz By Temp	Other	\$7,964*
D.h.r.&R., Inc. DBA Donna's Tavern	Food And Beverage Service Providers And Non-Hotel Hospitality	\$25,000*
Dalohair	Personal Services	\$5,000
Dancing Potatoes, LLC.	Food And Beverage Service Providers And Non-Hotel Hospitality	\$25,000*
Debbie's Cuisine Catering, LLC.	Food And Beverage Service Providers And Non-Hotel Hospitality	\$25,000
Differentregard Co. LLC.	Manufacturing	\$50,000*
Diner Latino Inc	Restaurant / Tavern / Lounge	\$10,000
Dmc Empowering Health Services, LLC	Health Care Clinic	\$5,000
Dms Trucking, LLC	Other: Hauling Services	\$12,500
Dominican Jewelry And Phone Accessories	Retail	\$5,000
Dope Beauty Bar, LLC.	Other	\$6,221*
Drama Mama Bookshop, LLC.	Manufacturing	\$10,000*
Dreamteam Tattoos	Other	\$8,053*
E&M Hope Inc. DBA Lauman's Meats	Food And Beverage Service Providers And Non-Hotel Hospitality	\$22,500
Earth's Enrichments, Inc.	Manufacturer	\$12,500
Earth Elements Soapworks, LLC.	Manufacturing	\$10,000*
Ebert Enterprises DBA Curry Printing	Professional Services	\$48,153*
Eclipta Herbal (Alissa Dennis)	Personal Services	\$5,000
Eden Environments	Professional Services	\$4,996
Elite Secrets, LLC.	Retail	\$50,000*
Emmjay, LLC (Jordan Clemons)	Personal Services	\$4,000
England's Eatery Cafe LLC	Restaurant / Tavern / Lounge	\$12,500
Everyone Counts, Inc.	Healthcare (Or Health)	\$5,000
Everything Turkey DBA The Turkey Truck	Food And Beverage Service Providers And Non-Hotel Hospitality	\$12,422
Exittheapple, LLC. DBA Oyin Handmade	Manufacturing	\$48,000*
Express Tag And Title	Professional Services	\$10,000*
Eyedeas Medical Inc.	Manufacturing	\$12,500
Fabulously Organizd, LLC. DBA Dollhouse Hair Studio	Other	\$9,747*
Fancy Free, LLC.	Manufacturer	\$12,500
Federal Hill Fitness	Recreation And Sports	\$50,000*
Femly Corporation	Manufacturer	\$12,500
Fit Tribe Wellness LLC	Personal Services	\$5,000
Fran's Organic Bodycare, LLC.	Retail	\$50,000*
Franchesca's Empanadas Cafe LLC	Restaurant / Tavern / Lounge	\$10,000
Fresh And Shine Cleaning Services, LLC.	Other	\$10,000*
Friendly Fried Chicken Inc.	Food And Beverage Service Providers And Non-Hotel Hospitality	\$15,000*
Fyodor Biotechnologies	Manufacturing	\$50,000*
Galerie Myrtis, LLC.	Arts And Culture, (And Humanities)	\$50,000*
Gallery Grill & Poke House LLC (Carry Over)	Carry-Out Food Shop	\$12,500
Ge'lor House	Retail Goods Establishment	\$5,000
Get Shredded, LLC.	Retail	\$10,000*
Global Wealth Doctors	Professional Services	\$8,750
Gold And Black, LLC.	Food And Beverage Service Providers And Non-Hotel Hospitality	\$50,000*
Gold Scissors, LLC. DBA Gold Scissors Barbershop	Other	\$10,000*
Golden Years Home Care, LLC.	Healthcare (Or Health)	\$20,000*
Good Life Assisted Living, LLC	Other: Assisted Living	\$4,790

Organization	Industry	Amount Received
Good Part And Company, LLC.	Food And Beverage Service Providers And Non-Hotel Hospitality	\$12,350
Got You Covered Consulting LLC	Professional Services	\$16,000*
Greater Good Market And Exchange DBA Stix And Stones	Food And Beverage Service Providers And Non-Hotel Hospitality	\$25,000*
Green Grass Tall Trees, LLC. DBA Sobeachy Haitian Cuisine	Food And Beverage Service Providers And Non-Hotel Hospitality	\$50,000*
Greenknoll Enterprises, LLC. DBA Ed Deli	Food And Beverage Service Providers And Non-Hotel Hospitality	\$11,540*
Harbor City Deli Inc.	Food And Beverage Service Providers And Non-Hotel Hospitality	\$9,189*
Harp Vision	Manufacturer	\$5,000
Hasan Inc DBA American Wings And Pizza	Food And Beverage Service Providers And Non-Hotel Hospitality	\$46,440*
Helping Hands Organizing, LLC.	Other	\$15,197
Highest Ground, LLC.	Professional Services	\$10,000*
Hoodfellas Kitchen, LLC.	Food And Beverage Service Providers And Non-Hotel Hospitality	\$12,500
House Of Bombshell, LLC.	Other	\$30,800*
House Of Tabloid Legend	Other	\$10,000*
Howard Street Incubator 406, LLC. DBA Le Mondo	Arts And Culture, (And Humanities)	\$25,000
Hux Spirits, LLC.	Manufacturing	\$21,817*
Infinite Focus Inc	Other: Software Developer	\$5,000
Inkwell Recording Studios LLC	Creative Services	\$5,000
Inner Harbor Travel Inc.	Other	\$10,000*
Inspiring & Empowering Change, LLC	Professional Services	\$25,000*
Intuit Consultants	Professional Services	\$7,420*
J Bee's Jamaican-Me-Crazy, Inc.	Restaurant / Tavern / Lounge	\$13,500
Jaimadu	Retail Goods Establishment	\$5,000
Jaime Drayton LLC DBA Drayton Tax Professionals	Professional Services	\$10,000*
Jaliyaa Coffee LLC. (Formerly Pink Star Café)	Manufacturing	\$25,000
Jazmine Kionna Corporation	Retail	\$10,000*
Jeongsoojeong Inc. DBA Federal Hill Cleaners	Other	\$48,511*
Jody Davis Jd Design	Retail	\$24,576*
Jonathan F Fernandez DBA Dominican Barber	Other	\$5,000
Jung Ae Hwang DBA Sister House	Food And Beverage Service Providers And Non-Hotel Hospitality	\$5,000
Juniper Culinary	Manufacturing	\$10,000*
Kap2ure, LLC	Creative Services	\$10,000
Katherine Spinney Coaching, LLC.	Professional Services	\$10,000*
Keira Holley	Personal Services	\$5,000
Kelly's Beauty Inc.	Retail	\$15,700*
Keppel And Kismet, LLC	Manufacturer	\$5,000
King's Trucking LLC	Trade Contractors	\$5,000
Kim Enterprises DBA Pierpont Restaurant	Food And Beverage Service Providers And Non-Hotel Hospitality	\$24,152*
La Muse Press, LLC	Creative Services	\$5,000
La Nueva Esperanza, LLC.	Retail	\$10,000*
La Poblana LLC	Restaurant / Tavern / Lounge	\$10,000
Lacedwthbecky LLC	Personal Services	\$2,500
Lash Nation By Pretty Girl Beauty, LLC. DBA Lash Nation	Other	\$3,000*
Latin Opinion, LLC	Professional Services	\$5,000

Organization	Industry	Amount Received
Lavish Boutique Pm	Retail	\$10,000*
Lexi's Lil Bug DBA Drively	Other	\$9,320*
Lillian Cooperman	Health Care Clinic	\$7,500
Lisa's Luxury Consignment Shop, LLC.	Retail	\$9,388*
Lobe' Dangle	Creative Services	\$4,949
Los Hermanos, LLC	Manufacturer	\$2,052
Love Puddin Invoice	Other	\$10,000*
Luann Carra Art And Wellness	Arts And Culture, (And Humanities)	\$9,509*
Luminous By Fari, LLC.	Other	\$10,000*
Luminous Nails And Spa, LLC.	Other	\$3,445
M & A Holley, LLC	Carry-Out Food Shop	\$25,000*
Main Street Mart, LLC.	Retail	\$20,655
Matteos Restoration, LLC.	Other	\$9,970*
Matter Design And Marketing, Inc.	Arts And Culture, (And Humanities)	\$5,000
Maud + Co., LLC.	Retail	\$10,000*
Media Rhyth Institute	Arts And Culture, (And Humanities)	\$40,000*
Mera Kitchen Collective, LLC.	Food And Beverage Service Providers And Non-Hotel Hospitality	\$35,000*
Mess In A Bottle, LLC.	Retail	\$50,000*
Mfg Toffee & Bark Company, LLC	Manufacturing	\$5,000
Mi Comalito Restaurant, Inc.	Food And Beverage Service Providers And Non-Hotel Hospitality	\$25,000
Michael Jones DBA Tag & Title Services	Professional Services	\$774
Mks LLC	Creative Services	\$5,000
More Watters LLC	Health And Fitness Center	\$5,000
Motion Athletics	Retail Goods Establishment	\$10,000*
Mount Royal Soaps, LLC.	Manufacturing	\$9,568
Mpolo Business Solutions	Professional Services	\$12,500
Mv Fitness Invoice	Recreation And Sports	\$50,000*
Mvp Barbershop And Boutique, LLC	Personal Services	\$5,000
Namascents Candles, LLC.	Manufacturing	\$10,000*
Namsoo, LLC. DBA Wings Town	Food And Beverage Service Providers And Non-Hotel Hospitality	\$21,088*
Neighborhood Fiber	Manufacturing	\$25,000
Nela	Other	\$10,000*
Neopol Savory Smokery, LLC.	Food And Beverage Service Providers And Non-Hotel Hospitality	\$28,744*
New Look Salon & Barbershop, LLC.	Other	\$9,491*
New Terra Cafe	Food And Beverage Service Providers And Non-Hotel Hospitality	\$50,000*
New York Bakery & Crepes LLC	Restaurant / Tavern / Lounge	\$5,000
New York Dominican Salon 1 LLC	Personal Services	\$7,500
Nicole Decor, LLC	Creative Services	\$5,000
Night Owl LLC	Art Gallery	\$5,000
No. 1 Taste	Food And Beverage Service Providers And Non-Hotel Hospitality	\$18,880*
No1 Weaveexpress	Personal Services	\$6,500
Nomunomu, LLC.	Arts And Culture, (And Humanities)	\$4,934
Nsane Beauty Lab	Other	\$4,740
Nubian Hueman, LLC.	Retail	\$25,000
Nvizion Media, LLC. DBA Motion	Retail	\$21,016*
Nwoko Holdings, LLC. Montego Bar & Grille	Food And Beverage Service Providers And Non-Hotel Hospitality	\$25,000*

Organization	Industry	Amount Received
Ocean Breeze Café Realestate, LLC. DBA Ocean Breeze Cafe	Food And Beverage Service Providers And Non-Hotel Hospitality	\$3,669
Ofori Enterprise LLC	Professional Services	\$12,500
Ohga, Inc. DBA Gangnam Bbq	Food And Beverage Service Providers And Non-Hotel Hospitality	\$10,000*
Organic Chemistry, Inc.	Manufacturing	\$5,000
Our Time Kitchen, LLC.	Manufacturing	\$5,000
Parks Hamburger	Food And Beverage Service Providers And Non-Hotel Hospitality	\$9,870*
Party Girl Entertainment	Other	\$9,907*
Paul's Cleaners	Other	\$10,000*
Peabody Heights Brewery LLC	Manufacturer	\$6,250
Personal Best Ceramics	Other	\$10,000*
Pizza Party	Food And Beverage Service Providers And Non-Hotel Hospitality	\$12,500
Pkl Advisors, LLC.	Professional Services	\$10,000*
Planet Awkward	Creative Services	\$2,650
Plush Furs LLC	Retail Goods Establishment	\$7,000*
Pt On The Go, LLC.	Professional Services	\$5,000
Pt Towing	Other	\$7,383*
Pupuseria El Salvador, Inc.	Food And Beverage Service Providers And Non-Hotel Hospitality	\$25,000*
Queens Loving Heart, LLC.	Other	\$9,179*
R&H Health Management, LLC. DBA R&H Community Services	Other	\$12,500
R&R Moving And Hauling Services, LLC	Other	\$25,000*
R.a. Burrell Enterprises, LLC. DBA Bbbe University	Other	\$9,300*
Raekala Adams DBA Stylesbykala	Retail	\$10,000*
Red Emma's Cooperative Corp.	Food And Beverage Service Providers And Non-Hotel Hospitality	\$35,000*
Refocused, LLC. DBA Refocused Vegan	Food And Beverage Service Providers And Non-Hotel Hospitality	\$46,077*
Residential Styles, LLC.	Other	\$25,000*
Reyna's Decorating And Flowers, LLC	Retail Goods Establishment	\$8,500
Rippd Canvas Invoice Package	Other	\$8,100*
Robinson Tax & Business Service, LLC.	Professional Services	\$10,000*
Rooftop Hot	Retail	\$50,000*
Rotonde Baltimore, LLC. DBA Bird In Hand	Food And Beverage Service Providers And Non-Hotel Hospitality	\$18,500
Royal Blue Caribbean, Inc.	Food And Beverage Service Providers And Non-Hotel Hospitality	\$50,000*
Salon D.renee LLC	Personal Services	\$4,909
Sankofa African & World Bazaar, LLC.	Retail	\$11,765
Sarah Magida Is DBA Firefly Life Coaching And Sarah Magida Designs	Other	\$8,110*
Scott Cordae	Professional Services	\$10,000*
Secret Companies Inc	Retail Goods Establishment	\$5,000
Set The Tone Kitchen, Inc.	Food And Beverage Service Providers And Non-Hotel Hospitality	\$10,000*
Sewlab Usa, LLC.	Manufacturing	\$25,000*
She Fit Lifestyle, LLC.	Healthcare (Or Health)	\$9,961*
She Ragz's Dainty Boutique, LLC.	Retail	\$10,000*

Organization	Industry	Amount Received
Shin 2, Inc. DBA Johnny's Deli	Food And Beverage Service Providers And Non-Hotel Hospitality	\$24,000*
Shine Studios, LLC.	Professional Services	\$10,000*
Sign Xpert Inc	Manufacturer	\$12,500
Sijan Multilook DBA Jans And Charles Pizza	Food And Beverage Service Providers And Non-Hotel Hospitality	\$25,000*
Simply Marie, LLC.	Food And Beverage Service Providers And Non-Hotel Hospitality	\$10,000*
Snatchend LLC	Personal Services	\$5,000
Soho Teriyaki	Food And Beverage Service Providers And Non-Hotel Hospitality	\$10,000*
Sporty Dog Creations	Food And Beverage Service Providers And Non-Hotel Hospitality	\$10,000*
Strut, LLC.	Retail	\$8,468*
Studio 7 The Salon, LLC.	Other	\$25,000
Style Haven, LLC.	Retail	\$10,000*
Stylinzone Properties LLC	Personal Services	\$4,000
Sue-Ann's Office Supply, Inc.	Other	\$20,000
Sunga LLC	Carry-Out Food Shop	\$5,000
Super Naturals Haircare, LLC.	Retail	\$5,000
Sweet Fields, LLC	Carry-Out Food Shop	\$2,500
Sweet Home Jamaica LLC	Restaurant / Tavern / Lounge	\$2,250
Sweet Leenie LLC	Professional Services	\$5,000
Sweet Peaz Catering LLC	Restaurant / Tavern / Lounge	\$12,500
System Integrity LLC	Professional Services	\$5,000
T. Symone LLC	Professional Services	\$10,000*
Taharka Brothers	Manufacturing	\$23,100*
Tara Cariaso DBA Waxing Moon Masks	Arts And Culture, (And Humanities)	\$9,838*
The African Diaspora Alliance, LLC.	Arts And Culture, (And Humanities)	\$10,000*
The Arcade X, LLC.	Other	\$10,000*
The B. Hive LLC.	Other	\$10,000*
The Backyard X, LLC.	Food And Beverage Service Providers And Non-Hotel Hospitality	\$14,108*
The Bloom Collective	Healthcare (Or Health)	\$10,000*
The Business Connect Hub	Professional Services	\$5,000
The Cube Cowork, LLC.	Other	\$20,473*
The Empanada Lady	Restaurant / Tavern / Lounge	\$12,500
The Entrepreneur Golden Room DBA Heavens Deli	Food And Beverage Service Providers And Non-Hotel Hospitality	\$6,201
The Nolan Group LLC	Professional Services	\$50,000*
The Power Suite, LLC.	Professional Services	\$5,995*
The Shops At North & Charles, LLC.	Other	\$5,000
The Soul Of Medicine Training Center, LLC (Carry Over)	Other: Trade School/Program	\$12,500
The Urban Oyster	Food And Beverage Service Providers And Non-Hotel Hospitality	\$25,000
The V.p.i. Firm, LLC.	Professional Services	\$25,000*
The Voice Within Studio, LLC.	Other	\$6,050*
The Wine Collective, LLC.	Manufacturing	\$50,000*
Thread Coffee Roasters, Inc.	Manufacturing	\$30,907*
Tobbs, LLC.	Professional Services	\$3,423
Tola African Braiding LLC	Personal Services	\$2,500
Top Beauty Inc.	Retail	\$45,000*

Organization	Industry	Amount Received
Top Sea Garden, Inc.	Restaurant / Tavern / Lounge	\$25,000
Topcoat On Pratt LLC.	Other	\$50,000*
Tree House Juicery LLC	Retail Goods Establishment	\$5,000
Treehouse Café Management, LLC.	Food And Beverage Service Providers And Non-Hotel Hospitality	\$5,000
Tri-Hearts, LLC	Health Care Clinic	\$12,500
Trinity Development Hub (Carry Over)	Creative Services	\$12,500
True Melody Music	Other	\$4,800
Tuyen Vo DBA Mekong Delta Café	Food And Beverage Service Providers And Non-Hotel Hospitality	\$9,817*
Vent Coffee Roasters, LLC.	Manufacturing	\$50,000*
Verona Enterprises, LLC.	Manufacturing	\$8,741*
Vintage Loyalty Boutique	Retail Goods Establishment	\$8,825
Voshell's Pharmacy	Retail Goods Establishment	\$12,500
Waffie, LLC.	Food And Beverage Service Providers And Non-Hotel Hospitality	\$24,000*
Wax Goddesses LLC DBA Smooth Wax Bar	Professional Services	\$12,500
Weroance Heart	Manufacturing	\$25,000*
Whitney's Work Of Art, LLC.	Carry-Out Food Shop	\$3,750
Willie Custom Care, LLC.	Other	\$4,682
Wohali Ulagu Group DBA Tohi Hauling And Transport	Other	\$7,815*
Wolfwood Hart DBA Lor Tush	Other	\$25,000*
Y&B Enterprises Inc.	Professional Services	\$11,297
Ybi African Apparel & Fashions, LLC.	Retail	\$10,000*
Your Traveling Chef, LLC.	Food And Beverage Service Providers And Non-Hotel Hospitality	\$10,000*
Yummy Eats. Inc.	Restaurant / Tavern / Lounge	\$15,000
Zannino Designs, LLC. DBA Highlandtown Gallery	Arts And Culture, (And Humanities)	\$21,000*
Zen And The City Wellness, LLC.	Other	\$11,801
Zoerose Kids LLC	Retail Goods Establishment	\$2,500
Total (373 Organizations)		\$5,300,264

Note: Data through May 2023. Businesses that received a second disbursement are indicated with an asterisk.

Table 7: Baltimore Civic Fund Award Recipients

Organization	Industry	Amount Received
10:12 Sports	Recreation and Sports	\$9,791
29th Street Community Center, Inc	Youth Development	\$35,425
4mycity Inc	General Human Services	\$92,000*
Active Social Communities (DBA Volo Kids Foundation)	Youth Development	\$25,000
Afrikan Youth Alchemy (Fiscal Sponsor - Fusion Partnerships)	Youth Development	\$3,095
Araminta Freedom Initiative	General Human Services	\$22,604
Art With A Heart, Inc.	Arts, Culture, and Humanities	\$25,965
Arts for Learning Maryland (Formerly Young Audiences Of Maryland)	Arts, Culture, and Humanities	\$48,853
Associated Catholic Charities, Inc.	General Human Services	\$50,000
Asylee Women Enterprise	Other	\$75,000*
Aziza Pe&Ce	Youth Development	\$3,055
B'more Clubhouse	Health	\$10,000
B&O Railroad Museum	Arts, Culture, and Humanities	\$50,000
Babe Ruth Birthplace Foundation	Arts, Culture, and Humanities	\$25,000
Ballet After Dark	Arts, Culture, and Humanities	\$5,000

Organization	Industry	Amount Received
Baltimore Abortion Fund	Health	\$34,512*
Baltimore Adolescent Treatment and Guidance Organization, Inc.	Youth Development	\$46,628*
Baltimore Alliance for Careers In Healthcare	Employment and Workforce Development	\$13,161
Baltimore Animal Rescue and Care Shelter	Environment and Animals	\$50,000
Baltimore Area Council, Boy Scouts Of America	Youth Development	\$49,841
Baltimore Bar Foundation, Inc.	Legal	\$25,000
Baltimore Bikur Cholim	Health	\$50,000
Baltimore Children's Museum, Inc. / Port Discovery	Arts, Culture, and Humanities	\$100,000*
Baltimore Choral Arts Society, Inc.	Arts, Culture, and Humanities	\$49,473*
Baltimore City White Knight Track Club	Youth Development	\$20,820
Baltimore Community Toolbank	Other	\$50,000
Baltimore Family Alliance	Other	\$18,013*
Baltimore Furniture Bank, A Project Of Fusion Partnerships, Inc.	Housing Insecurity and Homelessness	\$25,000
Baltimore International Academy	Education and Research	\$49,257
Baltimore Jewelry Center	Arts, Culture, and Humanities	\$35,000*
Baltimore Job Hunters Support Group (Bjhsg), A Program Of The Corner Community Center	Employment and Workforce Development	\$22,800
Baltimore Kids Chess League	Recreation and Sports	\$9,241
Baltimore Leadership School for Young Women	Education and Research	\$50,000
Baltimore Montessori Public Charter School	Education and Research	\$100,000*
Baltimore Museum Of Industry	Arts, Culture, and Humanities	\$25,000
Baltimore Outreach Services	Housing Insecurity and Homelessness	\$16,864
Baltimore Rock Opera Society	Arts, Culture, and Humanities	\$9,817
Baltimore Safe Haven	General Human Services	\$36,868
Baltimore School for The Arts Foundation, Inc.	Arts, Culture, and Humanities	\$66,006*
Baltimore Squashwise	Youth Development	\$49,507
Baltimore Urban Baseball Association	Recreation and Sports	\$10,000
Baltimore Urban Leadership Foundation Aka The Door	Youth Development	\$20,000*
Baltimore Youth Arts (Under Fusion Partnerships)	Youth Development	\$35,000*
Biotechnical Institute Of Maryland	Employment and Workforce Development	\$44,350
Black Cherry Puppet Theater	Arts, Culture, and Humanities	\$10,000
Black Yield Institute	Agriculture, Food, & Nutrition	\$38,711
Bmore Empowered	Philanthropy and Voluntarism	\$42,900
Bnos Yisroel Of Baltimore	Education and Research	\$8,200
Boys & Girls Clubs Of Metropolitan Baltimore	Youth Development	\$50,000
Breath Of God Lutheran Church	General Human Services	\$74,224*
Btst Cares	General Human Services	\$1,535
Buddies, Inc.	Philanthropy and Voluntarism	\$9,998
Byte Back	Employment and Workforce Development	\$39,352
Cash Campaign of Maryland	Other	\$50,000
Center Stage Associates, Inc.	Arts, Culture, and Humanities	\$100,000*
Charles Street Development Corporation	Housing and Community Development	\$10,000
Charm City Care Connection	Health	\$25,000
Chazkeinu	Philanthropy and Voluntarism	\$10,000
Chesapeake Bay Outward Bound School	Youth Development	\$57,998*
Chesapeake Shakespeare Company	Arts, Culture, and Humanities	\$50,000
City Of Refuge Baltimore	General Human Services	\$25,000
Citywide Youth Development	Employment and Workforce Development	\$13,000
Civic Works, Inc.	General Human Services	\$50,000
Civil Justice, Inc.	Legal	\$45,211
Cody Young Empowerment Youth Charities, Inc. (Cyeyc)	Youth Development	\$6,000

Organization	Industry	Amount Received
Community Development Network Of Maryland	Housing and Community Development	\$10,000
Community Housing Associates	Housing Insecurity and Homelessness	\$25,000
Community Law Center, Inc.	Legal	\$9,500
Court Appointed Special Advocates (Casa) for Children Of Baltimore	Other	\$10,000
Creative Alliance, Inc.	Arts, Culture, and Humanities	\$29,481
Creative City Public Charter School Foundation	Education and Research	\$47,763
Creative Nomads	Arts, Culture, and Humanities	\$34,787*
Deborahs Place Inc	Health	\$10,000
Digital Harbor Foundation	Education and Research	\$100,000*
Druid Heights Community Development Organization	Housing and Community Development	\$52,450*
Echo Resource Development, Inc	Education and Research	\$19,000*
Enterprise Community Development	Housing and Community Development	\$22,348
Eubie Blake National Jazz Institute and Cultural Center	Arts, Culture, and Humanities	\$7,569
Everyman Theatre, Incorporated	Arts, Culture, and Humanities	\$82,746*
Excellence & Ambition Inc.	Youth Development	\$10,000
Federal Hill Main Street	Other	\$10,000
Fells Point Corner Theatre	Arts, Culture, and Humanities	\$10,000
Fishes & Loaves Pantry, Inc.	General Human Services	\$9,808
Franciscan Center, Inc.	General Human Services	\$100,000*
Friendly Loving Opportunities (Flo)	General Human Services	\$25,000
Fuel Fund Of Maryland	Housing Insecurity and Homelessness	\$50,000
Fusion Partnerships Inc./Intercultural Counseling Connection	General Human Services	\$11,509
Govans Ecumenical Development Corporation (Gedco)	Housing Insecurity and Homelessness	\$86,754*
Greater Baltimore Ahc Inc.	Housing and Community Development	\$17,000
Greater Baltimore Urban League	Civil Rights	\$10,000
Greater Baybrook Alliance	Housing and Community Development	\$43,759*
Greater Remington Improvement Association	Community Association	\$10,000
Greenmount East Leadership Project	Youth Development	\$10,000
Greenmount West Community Center Foundation Inc.	Youth Development	\$32,500
Grow Home Inc.	Youth Development	\$9,450
Hamilton-Lauraville Main Street, Inc	Housing and Community Development	\$10,000
Hampden Family Center	General Human Services	\$25,000
Har Sinai-Oheb Shalom Congregation	Other	\$50,000
Harbel Community Organization	Other	\$34,915
Healthcare Access Maryland	Health	\$50,000
Hearts Of Hope, Inc	Housing Insecurity and Homelessness	\$10,000
Helping Up Mission	Housing Insecurity and Homelessness	\$50,000
Her Resiliency Center	General Human Services	\$10,000
Hippodrome Foundation, Inc	Arts, Culture, and Humanities	\$50,000
Homeless Persons Representation Project	Legal	\$67,922*
House Of Ruth Maryland	Public Safety	\$40,329
Humanim, Inc.	General Human Services	\$66,202*
I Am Mentality	Youth Development	\$25,000
Imentor Baltimore	Youth Development	\$50,000
Impact Hub Baltimore Co: Maryland Philanthropy Network	Employment and Workforce Development	\$45,000
Independent World Television, Inc. (DBA The Real News Network)	General Human Services	\$10,000

Organization	Industry	Amount Received
Institutes for Behavior Resources, Inc.	Health	\$50,000
International Social Service-Usa	General Human Services	\$72,392*
Intersection Of Change	Housing and Community Development	\$50,000
Iron Crow Theatre	Arts, Culture, and Humanities	\$9,580
Islamic Leadership Institute Of America	Education and Research	\$9,900
Italian Cultural Center Inc	Agriculture, Food, & Nutrition	\$35,000*
Itineris	Other	\$62,661*
Jane Addams Resource Corporation - Baltimore	Employment and Workforce Development	\$18,500
Jewish Community Services	General Human Services	\$45,085
Job Opportunities Task Force	Education and Research	\$15,074
Joy Baltimore, Inc.	General Human Services	\$10,000
Jubilee Baltimore	Housing and Community Development	\$35,000
Koinonia Baptist Church	Youth Development	\$12,672
Le Mondo	Arts, Culture, and Humanities	\$25,000
Leaders Of Tomorrow Youth Center, Inc (Ltyc)	Youth Development	\$50,000
Let's Go Boys and Girls, Inc.	Youth Development	\$50,000
Let's Thrive Baltimore	Youth Development	\$10,000
Lillie May Carroll Jackson Charter School	Education and Research	\$22,750
Living Classrooms Foundation	Youth Development	\$50,000
Maestro Ensembles, Incorporated, Trade Nonprofit Name-Maestro's Bridges Program	Youth Development	\$5,000
Manna House, Inc.	Housing Insecurity and Homelessness	\$75,000*
Mariposa Education	Education and Research	\$25,000
Maryland Academy Of Sciences / Maryland Science Center	Education and Research	\$5,606
Maryland Art Place	Arts, Culture, and Humanities	\$19,198
Maryland Center On Economic Policy	Other	\$24,395
Maryland Community Health Initiatives, Inc (DBA/ Penn North)	Health	\$50,000
Maryland Consumer Rights Coalition	General Human Services	\$50,000
Maryland Humanities	Arts, Culture, and Humanities	\$5,573
Maryland New Directions	Employment and Workforce Development	\$75,000*
Maryland Women's Heritage Center	Arts, Culture, and Humanities	\$3,817
Marylanders To Prevent Gun Violence	Public Safety	\$10,000
Media Rhythm Institute	Youth Development	\$10,000
Michele's Haven, Cdc, Inc.	General Human Services	\$8,495
Missionfit Inc	Youth Development	\$20,000*
Mk Foundation Fiscally Sponsored By Maryland Philanthropy Network	Agriculture, Food, & Nutrition	\$25,000
Mother Seton Academy	Education and Research	\$50,000
Motor House, A Project Of Baltimore Arts Realty Corporation	Arts, Culture, and Humanities	\$35,551
Moveable Feast	Agriculture, Food, & Nutrition	\$50,000
Moving History	Education and Research	\$10,000
Mt. Washington Pediatric Hospital	Health	\$50,000
Muse 360 Inc	Youth Development	\$10,000
My Covenant Place	General Human Services	\$10,000
National Aquarium, Inc.	Arts, Culture, and Humanities	\$50,000
National Association Of Mom Entrepreneurs	Employment and Workforce Development	\$9,637
National Information Standards Organization	Education and Research	\$8,600
Natural Born Champions	Youth Development	\$4,500
New Opportunities for Women, Inc.	Health	\$9,599
Next One Up	Youth Development	\$40,000
Nexus-Woodbourne Family Healing	Youth Development	\$50,000
No Boundaries Coalition	Community Association	\$50,000
No More Stolen Childhoods	General Human Services	\$10,000

Organization	Industry	Amount Received
North East Housing Initiative, Inc.	Housing and Community Development	\$35,000*
Ohr Chadash Academy	Education and Research	\$50,000
Omega Baltimore Foundation Inc.	Recreation and Sports	\$9,767
Open Works, Inc.	Employment and Workforce Development	\$50,000
Outcast Food Network	Agriculture, Food, & Nutrition	\$25,000
Park Heights Saints Community Center, Inc.	Community Association	\$7,130
Patterson Park Public Charter School, Inc.	Education and Research	\$86,572*
Pigtown Main Street	Other	\$9,000
Pivot, Inc.	Employment and Workforce Development	\$35,000*
Planned Parenthood Of Maryland	Health	\$50,000
Poe Baltimore Inc.	Arts, Culture, and Humanities	\$10,000
Pride Center Of Maryland	General Human Services	\$50,000
Pride Of Baltimore, Inc.	Other	\$50,000
Project I Can, A Program Of Banner Neighborhoods Community Corporation	Employment and Workforce Development	\$15,126
Project Liberty Ship / S.s. John W. Brown	Other	\$50,000
Public Justice Center	Legal	\$45,072
Rebuild Johnston Square Neighborhood Org	Community Association	\$5,092
Rebuild Metro, Inc.	Housing and Community Development	\$49,942
Rebuilding Together Baltimore	Housing and Community Development	\$50,000
Relief Resources Maryland	Health	\$17,194
Sankofa Children's Museum Of African Cultures, Inc.	Arts, Culture, and Humanities	\$10,000
Sharp Dressed Man	Employment and Workforce Development	\$9,425
Shepherd's Clinic	Health	\$5,531
Sisters Together and Reaching, Inc	Health	\$49,800
So What Else, Inc.	General Human Services	\$24,836
Southeast Community Development Corporation	Housing and Community Development	\$26,298
Southwest Partnership	Housing and Community Development	\$100,000*
St. Ambrose Housing Aid Center, Inc.	Housing Insecurity and Homelessness	\$13,199*
St. Vincent De Paul Of Baltimore, Inc.	General Human Services	\$45,375
Star-Spangled Banner Flag House Association, Inc.	Arts, Culture, and Humanities	\$36,000
Susanna Wesley House	Housing Insecurity and Homelessness	\$25,000
The African Diaspora Alliance	Youth Development	\$9,158
The Arc Baltimore	General Human Services	\$49,129
The Baltimore Museum Of Art	Arts, Culture, and Humanities	\$50,000
The Baltimore Station	General Human Services	\$8,000
The Baltimore Tree Trust	Employment and Workforce Development	\$50,000
The Be. Org	Youth Development	\$35,000*
The Book Thing of Baltimore, Inc.	Arts, Culture, and Humanities	\$10,000
The Center for Urban Families	Employment and Workforce Development	\$10,000
The City Ranch, Inc	Youth Development	\$35,000*
The Edward A. Myerberg Center	Community Association	\$19,607
The Ingenuity Project, Inc.	Education and Research	\$50,000
The Initiative Baltimore	Youth Development	\$6,800
The Literacy Lab	Other	\$50,000
The Maryland Spca	Environment and Animals	\$22,847
The National Great Blacks In Wax Museum, Inc.	Arts, Culture, and Humanities	\$10,000

Organization	Industry	Amount Received
The Neighborhood Design Center Inc	Housing and Community Development	\$25,000
The Peale Center for Baltimore History and Architecture	Arts, Culture, and Humanities	\$34,263*
The Pro Bono Counseling Project	Health	\$50,000
The Producers Club Of Maryland DBA Maryland Film Festival and Snf Parkway Theatre	Arts, Culture, and Humanities	\$100,000*
The Samaritan Community	General Human Services	\$15,000
The Urban Oasis	Housing and Community Development	\$8,000
The Village Incorporated	Youth Development	\$10,000
The Well, Inc.	Other	\$15,000
Thread, Inc.	Youth Development	\$78,500*
Tuerk House, Inc.	Health	\$50,000
Turnaround Inc	Public Safety	\$3,869
Ulman Foundation	Health	\$35,810
Umar Boxing Program, Inc.	Youth Development	\$5,000
Unique Fabrics Nonprofit	Youth Development	\$5,431
Unity Properties, Inc.	Housing and Community Development	\$49,730
Village Learning Place	Other	\$90,225*
Waverly Main Street	Housing and Community Development	\$10,000
Wide Angle Youth Media	Youth Development	\$41,566
Wilcome Human Services, Inc.	Housing and Community Development	\$10,000
World Trade Center Institute	Community Association	\$26,824
Wypr	Other	\$40,000
Y In Central Maryland	Health	\$50,000
Young Queens In Training Inc	Youth Development	\$7,500
Youth Educational Services, Inc.	Employment and Workforce Development	\$25,000
Zion Deliverance Center	General Human Services	\$5,000
Total (233 Organizations)		\$7,557,103

Note: Data through May 2023.

Table 8: MOED Award Recipients

Organization	Use Of Funds	Amount Received
Associated Catholic Charities	Workforce Supports - Behavioral Health Services	\$600,000
Baltimore Alliance For Careers In Healthcare	Train Up - Administration - Occupational Training Seats And Trainee Stipends	\$718,271
Baltimore Civic Fund	Workforce Supports - Small Business Wage Subsidy	\$1,303,800
Baltimore Civic Fund	Workforce Supports - Administration - Transportation Assistance - Administrative Expenses	\$15,120
Baltimore Safe Haven	Train Up - Operational Support - Community Connectors	\$349,915
Catholic Charities	Train Up - Administration - Occupational Training Seats And Trainee Stipends	\$334,788
Center For Urban Families	Train Up - Administration - Occupational Training Seats And Trainee Stipends	\$750,000
Equality Equation + P&J Contracting	Train Up - Administration - Occupational Training Seats And Trainee Stipends	\$742,882
Fusion Partnerships, Inc.	Train Up - Operational Support - Community Connectors	\$279,985

Organization	Use Of Funds	Amount Received
Goodwill Industries	Train Up - Administration - Occupational Training Seats And Trainee Stipends	\$410,538
Goodwill Industries	Train Up - Operational Support - Community Connectors	\$260,239
Maryland Legal Services Corporation	Workforce Supports - Administration - Legal Services - Administrative Expenses	\$699,600
Open Works	Train Up - Administration - Occupational Training Seats And Trainee Stipends	\$223,925
South Baltimore Learning Corporation	Train Up - Workforce Supports - Literacy Instruction	\$300,000
Unite Here	Train Up - Administration - Occupational Training Seats And Trainee Stipends	\$748,268
Total		\$7,737,331

Note: Data through March 2023.

Table 9: MONSE Award Recipients

Organization	Use Of Funds	Amount Received
African Diaspora Alliance	Youth Justice	\$25,000
Ahavas Chaim, Inc	Re-Entry	\$50,000
Art With A Heart Inc.	Youth Justice	\$25,000
Associated Catholic Charities	Safe Streets	\$5,099,667
Associated Catholic Charities	Mental Health Support For CVI Workers	\$750,000
Associated Catholic Charities, Inc.- Esperanza Center	Victim Services	\$25,000
Asylee Women Enterprise	Victim Services	\$50,000
Ballet After Dark, Fiscally Sponsored By Bmore Empowered	Community Healing	\$25,000
Baltimore Civic Fund	Compensation For Community Grant Reviewers	\$75,000
Baltimore Community Mediation Program, Inc.	CVI	\$100,000
Baltimore Peace Movement	Neighborhood Stabilization Response	\$75,000
Bcity	Community Healing	\$25,000
Bcpss	The Purpose Of This Agreement Is For The Provider To Offer Programming That Will Increase The Number Of Trained Baltimore City Public School System Staff In Mental Health First Aid. The Training Will Include Social Workers, Psychologists, And Counselors	\$163,927
BCRI	This Grant Is Provided To Promote Overall Mental Wellbeing Of Baltimore Residents Through Education, Prevention Intervention, And Resource Linkage. To Ensure That Low Acuity Crisis Receive The Appropriate Responses And Ongoing Support And Engagements As Appropriate. And To Mitigate Access Barriers By Providing High Quality Mental Health Supports And Education Within The Community Through Increased Outreach Efforts.	\$1,500,000
Bon Secours Community Works	CVI	\$500,000
Brown Girl Wellness, Inc.	Victim Services	\$25,000
Center For Hope - PAAVE	Bolster The Center For Hope's PAAVE Response To Children Exposed To Violence As Well As Continuing To Support Trauma Informed 24-Hour Crisis Response And Care.	\$500,000
Challenge 2 Change Inc.	Community Violence Intervention	\$100,000

Organization	Use Of Funds	Amount Received
Charm City Care Connection	The Harm Reduction And Anti-Oppression Leadership Training Program Is Geared Towards Healing Individuals Who Daily Encounter The Harms Of Violence-Induced Trauma, Drug Use, Homelessness, Incarceration, And Poor Peer Support. In This Program, Our Trainees Participate In Various Healing Workshops That Focus On Personal Success Planning, Anger Management, Conflict-Resolution, Trauma/Crisis Management, Healthy Relationship Building, And Self-Advocacy.	\$50,000
Community Law In Action	Youth Justice	\$50,000
Each Teach, Inc.	Each Teach's Services Involve Evidence And Community-Informed Culturally Adaptive Practices That Promote Equity, Healing, And Other Restorative Justice Principles Necessary To Address Historical Trauma And Systemic Injustices Disproportionately Experienced By Marginalized Groups Of People. The Program Partners With Existing Workforce Development Programs In Baltimore City To Support Their Participants With Marginalized Backgrounds Receive Targeted And Equitable Workforce Development Services.	\$50,000
Fayette Street Outreach	Neighborhood Policing Plan Award	\$344,654
Greater Baybrook Alliance	Neighborhood Policing Plan Award	\$355,346
Greenmount West Center	Youth Justice	\$25,000
Healing City Baltimore	Youth And Trauma	\$900,000
Holistic Life Foundation, Inc.	Community Healing	\$50,000
House Of Ruth	Victim Services	\$105,000
Htp Homes	Re-Entry	\$50,000
Intersection Of Change	Re-Entry	\$50,000
Johns Hopkins Hospital - HVIP	Hospital-Based Violence Intervention Program	\$209,386
Let's Thrive Baltimore, Inc.	Community Violence Intervention	\$100,000
Libraries Without Borders	Community Healing	\$25,000
Lifebridge - HVIP	Hospital-Based Violence Intervention Program	\$415,500
Living Classrooms Foundation	CVI	\$500,000
Maryland Department Of Public Safety And Correctional Services	Returning Citizens Behind The Wall Initiative	\$5,486,400
Medstar Health	Hospital-Based Violence Intervention Program	\$420,866
Michele's Haven, Cdc, Inc	Re-Entry	\$25,000
Missionfit Inc.	Community Healing	\$25,000
My Covenant Place	Victim Services	\$120,000
Nami Metropolitan Community Healing	Youth and Trauma	\$50,000
National Center On Institutions And Alternatives	Re-Entry	\$25,000
No Struggle No Success Inc.	Re-Entry	\$50,000
Pivot Inc.	Re-Entry	\$25,000
Pride Center	Trauma Informed Care Training	\$510,000
Roar	Gun Violence	\$1,500,000
Roberta's House	Youth Service Grief And Emotional Wellness Program	\$50,000
Roca Baltimore	Neighborhood Stabilization Response	\$75,000
St. Agnes – HVIP	Hospital-Based Violence Intervention Program	\$200,000
The Community Builders	Youth Justice	\$25,000
The Door - Baltimore Urban Leadership Foundation	Victim Services	\$25,000
The Kerry Kares Foundation	Re-Entry	\$25,000
The Rich Program	Youth Justice	\$25,000
Tuerk House	Harm Reduction And Addiction	\$50,000
Turnaround, Inc.	Gun Violence	\$375,000
Turnaround, Inc.	Victim Services	\$300,000
Turnaround, Inc.	Victim Services	\$75,000

Organization	Use Of Funds	Amount Received
University Of Baltimore	Neighborhood Capacity Assessment	\$100,000
University Of Maryland Medical	Hospital-Based Violence Intervention Program	\$250,000
University Of Maryland, Baltimore	Community Violence Intervention	\$250,000
We Our Us	Gun Violence	\$250,000
We Our Us	Neighborhood Stabilization Response	\$75,000
We Rise, A Non-Profit Corporation	Youth Justice	\$25,000
YAP	Gun Violence	\$7,278,682
Total (63 Organizations)		\$30,084,428

Note: Data through May 2023.